

Vol. 5 of 5

EP-457/2013/D

Central Kowloon Route

Kai Tak East

Contract No. HY/2018/02

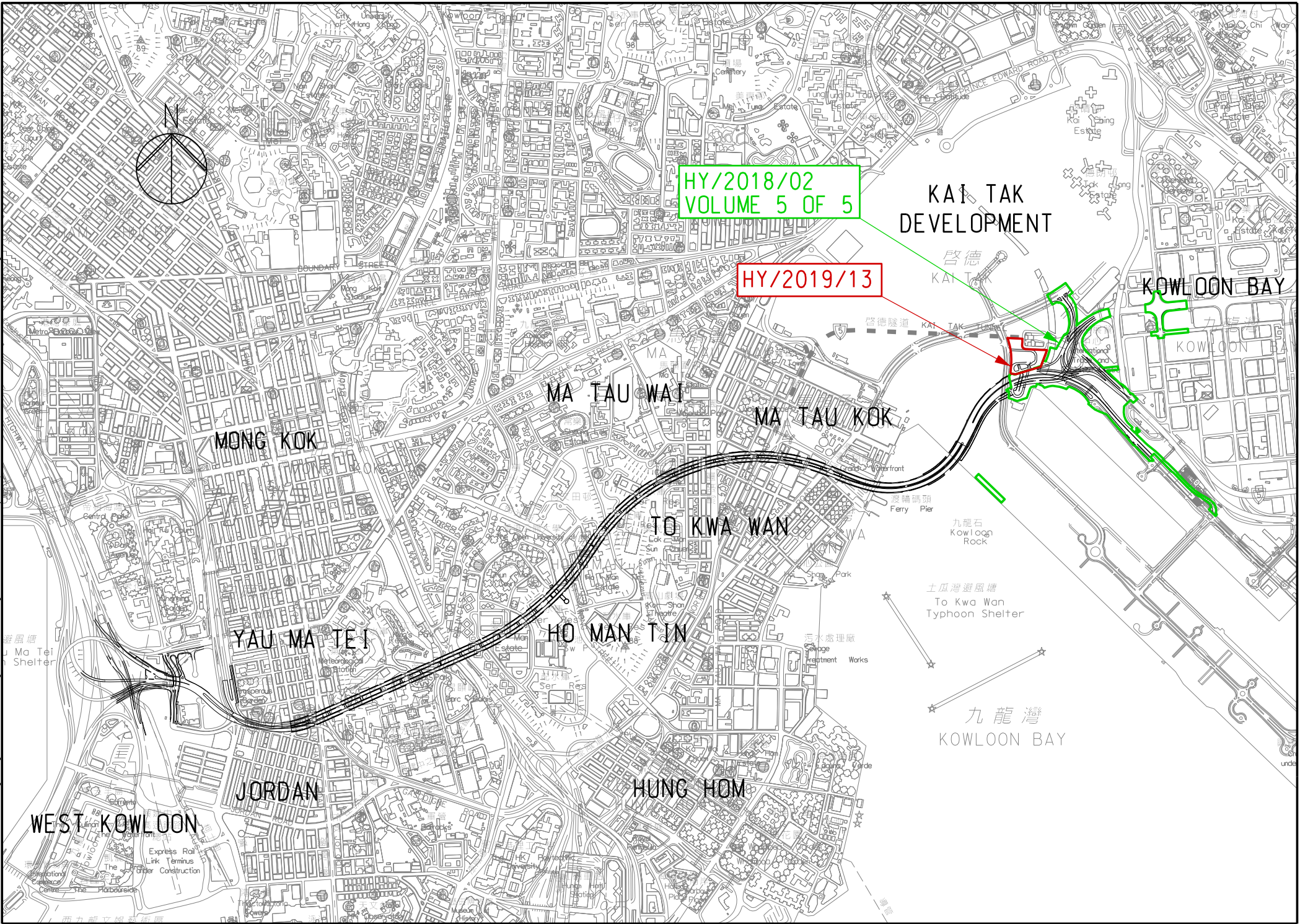
&

**Buildings, Electrical and
Mechanical Works**

Contract No. HY/2019/13

(Kai Tak East Area)

November 2021



Central Kowloon Route
Kai Tak East
Contract No. HY/2018/02

Environmental Permit No. EP-457/2013/D

Central Kowloon Route

Independent Environmental Checker Verification

Works Contract:	Kai Tak East (HY/2018/02)
------------------------	---------------------------


Reference Document/Plan

Document/ Plan to be Certified / Verified:	Monthly EM&A Report No.27 (November 2021)
Date of Report:	10 December 2021 (Rev. 1)
Date received by IEC:	13 December 2021

Reference EP Condition

Environmental Permit Condition:	3.4
Submission of Monthly EM&A Report of the Project	
3.4 Four hard copies and one electronic copy of monthly EM&A Report shall be submitted to the Director within 2 weeks after the end of each reporting month throughout the entire construction period. The EM&A Reports shall include a summary of all non-compliance. The submissions shall be certified by the ET Leader and verified by the IEC as complying with the requirements as set out in the EM&A Manual before submission to the Director. Additional copies of the submission shall be provided to the Director upon request by the Director.	

IEC Verification

I hereby verify that the above referenced document/ plan complies with the above referenced condition of EP-457/2013/D.	
	
Ms Mandy To	Date: 13 December 2021
Independent Environmental Checker	



Alchmex – Paul Y Joint Venture

Central Kowloon Route Contract HY/2018/02

Section of Kai Tak East

Monthly EM&A Report No. 27

(Period from 1 to 30 November 2021)

Rev. 1

(10 December 2021)

	Name	Signature
Prepared by	Andres T. T. Lo (Assistant Environmental Consultant)	
Checked & Reviewed by	Philip Y. N. Chan (Environmental Consultant)	
Approved & Certified by	Kevin W. M. Li (Environmental Team Leader)	

TABLE OF CONTENTS

EXECUTIVE SUMMARY

1. BASIC PROJECT INFORMATION	6
2. ENVIRONMENTAL STATUS.....	9
3. MONITORING RESULTS.....	10
4. SUMMARY OF COMPLAINTS, NOTIFICATION OF SUMMONS AND PROSECUTIONS.....	15
5. EM&A SITE INSPECTION	17
6. FUTURE KEY ISSUES	18
7. CONCLUSION AND RECOMMENDATIONS	19

LIST OF APPENDICES

- A. Alignment and Works Area for the Contract No. HY/2018/02
- B. Construction Programme
- C. Project Organization Chart
- D. Dust Event-Action Plan (EAP)
- E. Noise Event-Action Plan (EAP)
- F. Environmental Mitigation Implementation Schedule (EMIS)
- G. Monitoring Schedules of the Reporting Month
- H. Calibration Certificate (Air Monitoring)
- I. The Certification of Laboratory with HOKLAS Accredited Analytical Tests
- J. Location Plan of Air Quality Monitoring Station
- K. Monitoring Data (Air Monitoring)
- L. Waste Flow Table
- M. Statistics on Complaint, Notifications of Summons and Successful Prosecutions
- N. Monitoring Schedule of the Coming Month

EXECUTIVE SUMMARY

- A.1 Alchmex – Paul Y Joint Venture (“Contractor”) commenced the construction works of Highway Department (HyD) Central Kowloon Route Contract No. HY/2018/02 – Section of Kai Tak East (“The Project”) on 9 September 2019. This is the 27th monthly Environmental Monitoring and Audit (EM&A) report presenting the EM&A works carried out during the period from 1 November 2021 to 30 November 2021.
- A.2 A summary of major Construction activities by Contractor for the Project during the reporting month is listed below.

Construction Activities undertaken

- Bored Pile at Temporary Platform & Kai Cheung U Turn.
 - Pile Cap Construction at Portion 1A, Kai Cheung Loop Road & Portion 2B
 - RC structure for Adit at Area Part 1B.
 - RC structure for Underpass S3 & S21 at Area Part 3A
 - Construction of Temporary Platform at Kai Tak Nallah
 - Retaining Wall Construction at Portion 2B
 - Sheet piling Work at Area Part 1A & 3B
 - Central Divider Removal at Kai Fuk Road.
-

- A.3 A summary of regular construction dust monitoring activities in this reporting period is listed below:

Construction dust (24-hour TSP) monitoring

E-A1 5 times

Construction dust (1-hour TSP) monitoring

E-A1 15 times

- A.4 Joint weekly site inspections were conducted by representatives of Environmental team (ET), Contractor and Engineer on 3, 10, 17, and 24 November 2021. Also, a joint site inspection with Independent Environmental Checker (IEC) was undertaken on 17 November 2021. Details of the audit findings and implementation status are presented in Section 5.
- A.5 Bi-weekly inspection of the implementation of landscape and visual mitigation measures by ET was conducted on 10 and 24 November 2021. Details of the audit findings and implementation status are presented in Section 5.
- A.6 Details of waste management are presented in Section 3.
- A.7 No exceedance of the Action and Limit Levels of 24-hour TSP and 1-hour TSP monitoring were recorded during the reporting month.
- A.8 No complaint or non-compliance was received in the reporting month.

A.9 No notification of summons and prosecution was received in the reporting period.

A.10 A summary of Construction Activities provided by Contractor in next reporting month is listed below:

Construction Activities to be undertaken

- Bored Pile at Temporary Platform & Kai Cheung U Turn.
 - Pile Cap Construction at Portion 1A, Kai Cheung Loop Road & Portion 2B
 - RC structure for Adit at Area Part 1B.
 - RC structure for Underpass S3 & S21 at Area Part 3B
 - Construction of Temporary Platform at Kai Tak Nallah
 - Retaining Wall Construction at Portion 2B
 - Sheet piling Work at Area U-Turn
 - Central Divider Removal at Kai Fuk Road.
-

1. BASIC PROJECT INFORMATION

- 1.1. Central Kowloon Route (CKR) is a 4.7 km long dual 3-lane trunk road in Central Kowloon linking Yau Ma Tei Interchange in West Kowloon with the road network on Kai Tak Development and Kowloon Bay in East Kowloon.
- 1.2. The Central Kowloon Route – Design and Construction Environmental Impact Assessment Report (Register No.: AEIAR-171/2013) was approved with conditions by the Environmental Protection Department (EPD) on 11 July 2013. An Environmental Permit (EP 457/2013) was issued on 9 August 2013. Variations of EP (VEP) was subsequently applied for and the latest EP (EP-457/2013/D) was issued by EPD on 15 June 2021.
- 1.3. The construction of the CKR had been divided into different sections. This Contract No. HY/2018/02 – Section of Kai Tak East (KTE) covers part of the construction activities located at Kai Tak under the EP which includes:
 - Section of Kai Tak East
 - i. construction of an approximately 700m long dual 2-lane Central Kowloon Route mainline at Kai Tak, including at-grade roads and bridges;
 - ii. construction of Kai Tak Interchange, including bridges, underpass, and associated at-grade slip roads, connecting the Central Kowloon Route with the existing road network;
 - iii. construction of a footbridge, and demolition/backfill of an existing subway across Kai Fuk Road;
 - iv. realignment of existing Kai Fuk Road, Kai Cheung Road and Kai Cheung Road/Kai Fuk Road loop road;
 - v. reconstruction of an approximately 30m long existing multi-cell box culvert;
 - vi. construction of an approximately 130m long underground ventilation and E&M audit;
 - vii. construction of Ring Road Underpass, connecting Central Kowloon Route mainline and Central Kowloon Route Administration Building;
 - viii. junction improvement works at existing Wang Kwong Road/Kai Cheung Road and Wang Kwong Road/Lam Hing Street junctions;
 - ix. arrangement and implementation of cross boundary disposal of construction and demolition materials; and
 - x. associated roadworks, drainage, waterworks, landscaping works, geotechnical works, and electrical and mechanical works.

The alignment and works area for the Contract No. HY/2018/02 - are shown in Appendix A.

1.4. A summary of major construction activities provided by the Contractor in this reporting period is shown in Table 1.1. The construction programme is presented in Appendix B.

Table 1.1 Summary of Construction Activities provided by Contractor during this Reporting Month.

Construction Activities undertaken

- Bored Pile at Temporary Platform & Kai Cheung U Turn.
 - Pile Cap Construction at Portion 1A, Kai Cheung Loop Road & Portion 2B
 - RC structure for Adit at Area Part 1B.
 - RC structure for Underpass S3 & S21 at Area Part 3A
 - Construction of Temporary Platform at Kai Tak Nallah
 - Retaining Wall Construction at Portion 2B
 - Sheet piling Work at Area Part 1A & 3B
 - Central Divider Removal at Kai Fuk Road.
-

1.5. The project organisational chart specifying management structure and contact details are shown in Appendix C.

1.6. A summary of the valid permits, licences, and /or notifications on environmental protection for this Project is presented in Table 1.2

Table 1.2 Summary of the Status of Valid Environmental Licence,
 Notification, Permit and Documentations

Permit/ Licences/ Notification /Reference No.	Valid Period		Status	Remark
	From	To		
Environmental Permit				
EP-457/2013/D	15 Jun 2021	End of Project	Valid	-
Wastewater Discharge License				
WT00035029-2019	17 Dec 2019	31 Dec 2024	Valid	-
Notification of Construction Works under the Air Pollution Control (Construction Dust) Regulation				
445001	Apr 2019	Dec 2023	Notified	-
Chemical Waste Producer Registration				
WPN5113-247-A2940-01	17 May 2019	End of Project	Valid	-
Billing Account for Disposal of Construction Waste				
7034073	15 Jun 2019	End of Project	Valid	-
Construction Noise Permit				
GW-RE0910-21	30-Sep-21	28-Mar-22	Valid	General Work for Area A
GW-RE0920-21	24-Sep-21	22-Mar-22	Valid	General Work for Area B and Site Office
GE-RE0696-21	4-Aug-21	2-Feb-22	Valid	Kai Cheung U Turns
GW-RE0857-21	13-Sep-21	12-Mar-22	Valid	Portion 2B
GW-RE1021-21	28-Oct-21	15-Jan-22	Superseded by GW-RE1123-21	Central Divider Removal at Kai Fuk Road
GW-RE1123-21	25-Nov-21	24-Feb-22	Valid	
GW-RE1104-21	25-Nov-21	24-Feb-22	Valid	Existing Gantry Removal at Kai Fuk Road

2. ENVIRONMENTAL STATUS

- 2.1. Environmental permit (EP) conditions under the EIAO, submission status under the EP and implementation status of mitigation measures had been reviewed and implemented on schedule. The status of required submissions under the EP (EP-457/2013/D) as of the reporting period for the Project are summarised in Table 2.1

Table 2.1 Summary of Status of Required Submission for EP-457/2013/D for the Project

EP Condition (EP-457/2013/D)	Submission	Submission date
Condition 3.4	Monthly EM&A Report (October 2021)	12 November 2021

- 2.2. The drawing showing the the project layout and the location of the monitoring station and environmental sensitive receivers are attached in Appendix A and Appendix J. Co-ordinates of the monitoring location is shown in below:

Table 2.2 Summary for the location of monitoring station

Monitoring Location	Location ID	Latitude	Longitude
Hong Kong International Trade and Exhibition Centre	E-A1	22.323912	114.203512

3. MONITORING RESULTS

3.1. Monitoring Parameters

Air Quality

- 3.1.1. The impact monitoring had been carried out in accordance with section 5.8 of the approved EM&A Manual to determine the 1-hour and 24-hour total suspended particulates (TSP) levels at the monitoring locations in the reporting month.
- 3.1.2. The sampling frequency of at least once in every 6 days, shall be strictly observed at the monitoring stations for 24-hour TSP monitoring. For 1-hour TSP monitoring, the sampling frequency of at least 3 times in every 6 days should be undertaken when the highest dust impact occurs.
- 3.1.3. General meteorological conditions (wind speed, direction and precipitation) and notes regarding any significant adjacent dust producing sources had also been recorded throughout the impact monitoring period.

3.2. Monitoring Equipment

Air Quality

- 3.2.1. 1-hour TSP levels and 24-hour TSP had been measured with direct reading dust meter and High Volume Samplers respectively. It has been demonstrated its capability in achieving comparable results with high volume sampling method as set out in the Title 40 of the Code of Federal Regulations, Chapter 1 (Part 50).
- 3.2.2. The 1-hour TSP meter was calibrated by the manufacturer prior to purchasing. Zero response of the instrument was checked before and after each monitoring event. Operation of the 1-hour TSP meter followed manufacturer's Operation and Service Manual. The 24-hour TSP meter was calibrated against firmware 80570-8100-V1.0.4, annually. Operation of the 24-hour TSP meter followed manufacturer's Operation and Service Manual. Valid calibration certificate of dust monitoring equipment is attached in Appendix H.
- 3.2.3. A summary of the equipment that was deployed for the 24- hour averaged monitoring is shown in Table 3.1. The TSP monitoring was conducted as per the schedule presented in Appendix G.
- 3.2.4. The equipment used for 1-hour TSP and 24-hour TSP measurement and calibration are summarised in Table 3.1

Table 3.1 Construction Dust Monitoring Equipment

Monitoring Parameter	Monitoring Equipment	Serial Number	Date of Calibration
1-hour TSP	LD-5R Digital Dust Indicator	761173	1 Jul 2021
24-hour TSP	TE-5170X High Volume Sampler	1049	5 and 23 Nov 2021
	TE-5028A Calibration Kit	3702	3 Aug 2021

3.3. Monitoring Methodology and QA/QC results

Air Quality

3.3.1. The 1-hour TSP monitor, portable dust meters (Sibata Digital Dust Indicator Model LD-5R) was used for the impact monitoring. The 1-hour TSP meters provides a real time 1-hour TSP measurement based on 90° light scattering. Three 1-hour TSP level were logged per every six days.

3.3.2. The 24-hour TSP monitor, High Volume Samplers (Tisch TE-5170x High Volume Air Sampler) were used for the impact monitoring. The 24-hour TSP monitoring consists of the following:

- ◆ The HVS was set at the monitoring location, with electricity supply connected and secured;
- ◆ HVS was calibrated before commencing the 1st measurement;
- ◆ The filter paper was weight and provided by HOKLAS lab (Acumen Laboratory and Testing Limited and ALS Technichem (HK) Pty Ltd) before and after the sampling. Certificate of HOKLAS accredited laboratory can be referred to Appendix I;
- ◆ The airflow over time during sampling process was recorded by the HVS.

3.3.3. HVSs were free-standing with no obstruction. The following criteria were considered in the installation of the HVS:

- ◆ Appropriate support to secure the samples against gusty wind needed to be provided the monitoring station;
- ◆ A minimum of 2m separation from walls, parapets and penthouses was required for rooftop samplers;
- ◆ No furnace or incinerator flues was nearby;
- ◆ Airflow around the sampler was unrestricted; and
- ◆ Permission could be obtained to set up the samplers and gain access to the monitoring station.
- ◆ Any wire fence and gate, to protect the sampler, should not cause any obstruction during monitoring
- ◆ A secured supply of electricity is needed to operate the samplers.

3.3.4. Preparation of Filter Papers

- ◆ Glass fiber filters were labelled and sufficient filters that were clean and without pinholes were selected;
- ◆ All filters were equilibrated in the conditioning environment for 24 hours before weighing. The conditioning environment temperature was around 25°C and not varied by more than ±3°C; the relative humidity (RH) was 40%; and

- ◆ Acumen Laboratory and Testing Limited and ALS Technichem (HK) Pty Limited, as HOKLAS accredited laboratory, implemented comprehensive quality assurance and quality control programmes on the filters.

3.3.5. Field Monitoring

- ◆ The power supply was checked to ensure that the HVS was working properly;
- ◆ The filter holder and area surrounding the filter were cleaned;
- ◆ The filter holder was removed by loosening the foul bolts and a new filter, with stamped number upward, on a supporting screen was aligned carefully;
- ◆ The filter was properly aligned on the screen so that the gasket formed an airtight seal on the outer edges of the filter;
- ◆ The swing bolts were fastened to hold the filter holder down to the frame. The pressure applied should be sufficient to avoid air leakage at the edges;
- ◆ The shelter lid was closed and secured with an aluminum strip;
- ◆ The HVS was warmed- up for about 5 minutes to establish run- temperature conditions;
- ◆ A new flow rate record sheet was inserted into the flow recorder;
- ◆ The flow rates of the HVS was checked and adjusted to between 1.13-1.19 m³ min⁻¹, which was within the range specified in the EM&A Manual (i.e. 0.6- 1.7 m³ min⁻¹);
- ◆ The programmable timer was set for a sampling period of 24 hours ±hour, and the starting time, weather condition and filter number were recorded;
- ◆ The initial elapsed time was recorded;
- ◆ At the end of sampling, the sampled filter was removed carefully and folded in half so that only surfaces with collected particulate matter were in contact;
- ◆ The filter paper was placed in a clean plastic envelope and sealed; all monitoring information was recorded on a standard data sheet and
- ◆ The filters were sent to (Acumen Laboratory and Testing Ltd and ALS Technichem (HK) Pty Ltd) for analysis.

3.3.6. Maintenance and Calibration

- ◆ The HVS and their accessories were maintained in a good working condition. For example, motor brushes were replaced routinely and electrical wiring was checked to ensure a continuous power supply; and
- ◆ The flow rate of each HVS with mass flow controller was calibrated using an orifice calibrator, Initial calibrations of the dust monitoring equipment were conducted upon installation and prior to commissioning. Five-point calibration was carried out for HVS using TE-5025A Calibration Kit and TE-5028A Calibration KIT. HVS is calibrated in fortnightly Intervals. The calibration records for the HVS is given in Appendix H.

3.3.7. Wind Data Monitoring

- ◆ The wind speed has been recorded from Hong Kong Observatory- King's Park meteorological station, along with portable wind speed meter stand by as back up if malfunction occurred or data was not recorded from HKO

3.4. Monitoring Locations

Air Quality

3.4.1. During the site visit, air monitoring station Hong Kong International Trade and Exhibition Centre had been recommended in the approved EM&A Manual and approved by IEC. A designated air monitoring location was identified and agreed with IEC and EPD. Detail of the air monitoring station is described in Table 3.2. The location plan of air quality monitoring stations is shown in Appendix J.

Table 3.2 Location of the Dust Monitoring Station

Air Quality Monitoring Station	Dust Monitoring Station
E-A1	Hong Kong International Trade and Exhibition Centre

3.5. Monitoring date, time, frequency and duration

3.5.1. A summary of impact monitoring duration, sampling parameter and frequency is presented in Table 3.3.

Table 3.3: Summary of Impact Monitoring Programme

Impact Monitoring	Duration	Sampling Parameter	Frequency
Dust	1-hour continuous measurement	1-hour TSP	3 times per six days
Dust	24-hour continuous sampling	24-hour TSP	Once per six days

3.6. Result Summary

Air Quality

3.6.1. According to our field observations, the major dust source identified at the designated air quality monitoring station in the reporting month are summarised in Table 3.4

Table 3.4 Observation at Dust Monitoring Station

Monitoring Station	Major Dust Source
E-A1	Nearby traffic

3.6.2. Air quality impact monitoring for the reporting month was carried out on 5, 11, 17, 23 and 29 November 2021 at E-A1.

3.6.3. The results for 1-hour TSP and 24-hour TSP are summarized in Table 3.5 and Table 3.6. The measurement data and details of influencing factors such as weather conditions and site observation are presented in Appendix K.

Table 3.5 Summary of 1-hour TSP Monitoring Results

Monitoring Location	Range($\mu\text{g}/\text{m}^3$)	Action Level($\mu\text{g}/\text{m}^3$)	Limit Level($\mu\text{g}/\text{m}^3$)
E-A1	41 - 78	279	500

Table 3.6 Summary of 24-hour TSP Monitoring Results

Monitoring Location	Range($\mu\text{g}/\text{m}^3$)	Action Level($\mu\text{g}/\text{m}^3$)	Limit Level($\mu\text{g}/\text{m}^3$)
E-A1	38 - 65	142	260

Waste management

3.6.4. The waste generated from this Project includes inert C&D materials, and non-inert C&D materials. Non-inert C&D materials are made up of general refuse, vegetative wastes and recyclable wastes such as plastics and paper/cardboard packaging waste. Steel materials generated from the project are also grouped into non-inert C&D materials as the materials were not disposed of with other inert C&D materials. With reference to relevant handling records and trip tickets of this Project, the quantities of different types of waste generated in the reporting month are summarised in Table 3.7. Details of cumulative waste management data are presented as a waste flow table in Appendix L.

Table 3.7 Quantities of waste generated from the Project

Reporting period	Quantity					
	Inert C&D Materials (in 'tonnes)	Chemical Waste (in '000 Kg)	Non-inert C&D Materials			
			Others, e.g. General Refuse disposed at Landfill (in 'tonnes)	Recycled materials		
				Paper/card board (in '000 Kg)	Plastics (in '000 Kg)	Metals (in '000 Kg)
November-2021	2300.82	0.00	114.25	0.10	0.00	204.73

SUMMARY OF COMPLAINTS, NOTIFICATION OF SUMMONS AND PROSECUTIONS

3.7. The Environmental Complaint Handling Procedure is shown in below Table 4.1:

Table 4.1 Environmental Complaint Handling Procedure

Complaint Received via Project Hotline	Complaint Received via 1823 or from other government departments
Contractor notify ER, ET and IEC	ER notify Contractor, ET and IEC
Contractor log complaint and date of receipt onto the complaint database. Contractor, ER and ET to conduct investigation of complaint	
If complaint is considered not valid	If complaint is found valid
ET or ER to reply the complainant if necessary	Contractor to identify and implement remedial measures in consultation with the IEC, ET and ER.
	The ER, ET and IEC to review the effectiveness of the Contractor's remedial measures and the updated situation; ET to undertake additional monitoring and audit to verify the situation if necessary, and oversee that circumstances leading to the complaint do not recur. ER to conduct further inspection as necessary.
If the complaint is referred by the EPD, the Contractor to prepare interim report on the status of the complaint investigation and follow-up actions stipulated above, including the details of the remedial measures and additional monitoring identified or already taken, for submission to EPD within the time frame assigned by the EPD	
The ET to record the details of the complaint, results of the investigation, subsequent actions taken to address the complaint and updated situation including the effectiveness of the remedial measures, supported by regular and additional monitoring results in the monthly EM&A reports	

- 3.8. Should non-compliance of the criteria occur, action in accordance with the Event and Action Plan in Appendix D and Appendix E shall be carried out.
- 3.9. No exceedance of the Action and Limit Levels of 24-hour TSP and 1-hour TSP monitoring was recorded during the reporting month.
- 3.10. No complaint and non-compliance were received in the reporting month.
- 3.11. No notification of summons and successful prosecution was received in the reporting period.
- 3.12. Statistics on complaints, notifications of summons and successful prosecutions are summarized in Appendix M.

4. EM&A SITE INSPECTION

- 4.1. Site inspections were carried out on a weekly basis to monitor the implementation of proper environmental pollution control and mitigation measures under the Contract. In the reporting period, 4 site inspections were carried out by the representative of ET, Contractor and Engineer on 3, 10, 17, and 24 November 2021, along with bi-weekly inspection of the implementation of landscape and visual mitigation measures conducted on 10 and 24 November 2021.
- 4.2. One joint site inspection with IEC also undertaken on 17 November 2021. Minor deficiencies were observed during weekly site inspection. Key observations during the site inspections are summarized in Table 5.1.

Table 5.1 Site Observations

Date	Environmental Observations	Follow-up Status
3 November 2021	NA	NA
10 November 2021	1. Drilling Rig was found with invalid color code of NRMM label at loop road.	1.NRMM label was replaced.
17 November 2021	NA	NA
24 November 2021	1.Chemical should be stored with a drip tray at portion 2B.	1. Chemical container was removed.

- 4.3. The Contractor had rectified all observation identified during environmental site inspection in the reporting period.
- 4.4. According to the EIA Study Report, Environmental Permit, contract documents and EM&A Manual, the mitigation measures detailed in the documents had been implemented as much as practical during the reporting period. An updated Implementation Status of Environmental Mitigation Measures (EMIS) is provided in Appendix F.

5. FUTURE KEY ISSUES

5.1. The construction activities provided by Contractor in the next reporting month are:

- Bored Pile at Temporary Platform & Kai Cheung U Turn.
- Pile Cap Construction at Portion 1A, Kai Cheung Loop Road & Portion 2B
- RC structure for Adit at Area Part 1B.
- RC structure for Underpass S3 & S21 at Area Part 3B
- Construction of Temporary Platform at Kai Tak Nallah
- Retaining Wall Construction at Portion 2B
- Sheet piling Work at Area U-Turn
- Central Divider Removal at Kai Fuk Road.

5.2. Potential environmental impacts arising from the above construction activities are mainly associated with dust and waste management.

5.3. The tentative schedule of 1-hour TSP and 24-hour TSP monitoring in the next reporting period is presented in Appendix N.

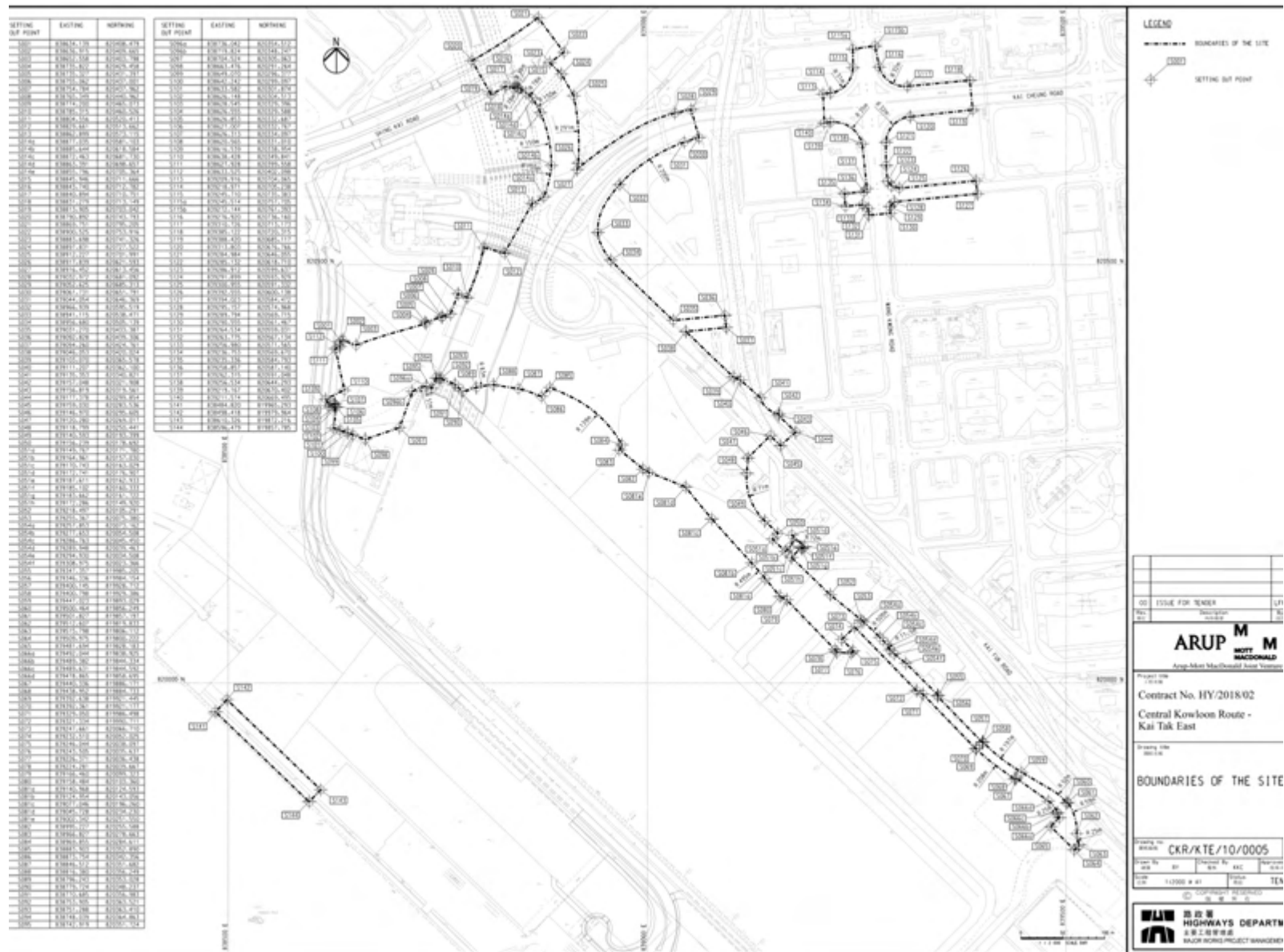
5.4. The construction programme for the Project for the next reporting month is presented in Appendix B.

6. CONCLUSION AND RECOMMENDATIONS

- 6.1. This 27th monthly EM&A Report presents the EM&A works undertaken during the period from 1 November 2021 to 30 November 2021 in accordance with the EM&A Manual and the requirement under EP-457/2013/C and EP-457/2013/D.
- 6.2. Air quality (including 1-hour TSP and 24-hour TSP) was carried out in the reporting period. No exceedance of the Action and Limit Level was recorded for air quality impact monitoring during the reporting month.
- 6.3. Weekly environmental site inspections by the representative of ET, Contractor and Engineer were conducted during the reporting period. Joint site inspection with IEC were carried out on 17 November 2021. Minor deficiency was observed during site inspection and was rectified within the specified deadlines. The environmental performance of the Project was therefore considered satisfactory.
- 6.4. No complaint and non-compliance situation were received in the reporting month.
- 6.5. No notification of summons or prosecution was received since commencement of the Contract.
- 6.6. The ET will keep track on the construction works to confirm compliance of environmental requirements and the proper implementation of all necessary mitigation measures.

Appendix A

Alignment and Works Area for the Contract No. HY/2018/02



Appendix B

Construction Programme

Data Date: 25-Oct-21 Print Date: 15-Nov-21 09:09		Contract No. HY/2018/02 Centre Kowloon Route - Kai Tak East										AEC PAULY Alchemex - Paul Y Joint Venture													
Activity ID	Activity Name	Orig Dur	Start	Finish	Late Start	Late Finish	Total Float	TRA (Day)	Activity % Complete	Physical % Complete	Activity Type	Prima Const	WBS	Gantt Chart (October to March)											
Central Kowloon Route - Kai Tak East (Month 30 Update) (Re																									
PRELIMINARIES AND GENERAL REQUIREMENTS																									
Salient Key Dates and Milestones																									
Key Dates																									
Sections of the Works																									
KD-12	KD12 - Section 12 Completion of Struct. of Underpass S21 Allow access to 1B2,1D2,1D4,2D,2E,3D for U8 (646d)	0	17-Jan-22	17-Jan-22	27-Nov-21	27-Nov-21	-51	0.00	0%	0%	Finish Milestone	First On	KTE-												
Independent Safety Audit Scheme ACC D31(5)																									
Safety Audit																									
SA-1112	6th Safety Audit at 6 months intervals	0	21-Jan-22	21-Jan-22	07-Mar-23	07-Mar-23	-410	0.00	0%	0%	Start Milestone		KTE-												
Utilities Schedule (WSD/DSD/CLP/TG/PCCW/HKB/ATC/KT Tur																									
Utilities Monthly Meeting																									
UU-1042	10th Utilities monthly meeting	0	29-Jul-21	17-Dec-21	04-Nov-22	30-Dec-22	302	0.00	100%	100%	Start Milestone		KTE-												
UU-1044	11st Utilities monthly meeting	0	25-Oct-21	17-Dec-21	04-Nov-22	30-Dec-22	302	0.00	0%	0%	Start Milestone		KTE-												
UU-1046	12nd Utilities monthly meeting	0	17-Dec-21	17-Dec-21	04-Nov-22	30-Dec-22	302	0.00	0%	0%	Start Milestone		KTE-												
DESIGN AND ENGINEERING																									
Cost Saving Design & Engineering																									
CSD-F for Foundation of Ring Road Underpass & Ventilation Adit																									
Detailed Design for Foundation of Ring Road Underpass & Ventilation Adit																									
DES-0198	CSD-F Submit to PM & all relevant parties for review and approval	51	28-Feb-20	26-Oct-21	10-Aug-22	11-Aug-22	231	0.00	96.08%	100%	Task Dependent		KTE-												
DES-0200	CSD-F Consent to start the works	0	26-Oct-21	26-Oct-21	11-Aug-22	11-Aug-22	231	0.00	0%	0%	Finish Milestone		KTE-												
Temporary Works Design & Engineering																									
DES - Temporary Works for Bridges																									
DES_T03 - Temp working platform for Bridge S1/S9 over Kai Fuk Road																									
DES-1320	DES - ICE checking and approval	26	07-Sep-21	27-Oct-21	17-Jun-21	19-Jun-21	-107	0.00	88.46%	0%	Task Dependent		KTE-												
DES-1322	DES - Project Manager checking and approval; consent to start the Portal works	24	28-Oct-21	24-Nov-21	21-Jun-21	19-Jul-21	-107	0.00	0%	0%	Task Dependent		KTE-												
DES_T05 - Temp working platform for Bridge S7 over Kai Cheung Slip Roa																									
DES-1324	DES - Prepare preliminary proposal submission	36	25-Oct-21	04-Dec-21	09-Mar-21	23-Apr-21	-186	0.00	0%	0%	Task Dependent		KTE-												
DES-1326	DES - ICE checking and approval	24	06-Dec-21	05-Jan-22	30-Jul-21	26-Aug-21	-107	0.00	0%	0%	Task Dependent		KTE-												
DES-1328	DES - Project Manager checking and approval; consent to start the Portal works	24	06-Jan-22	09-Feb-22	27-Aug-21	24-Sep-21	-107	0.00	0%	0%	Task Dependent		KTE-												
DES_T06 - Temp working platform for Bridge S2 & S8 over Kf Rd & KC Rd																									
DES-1330	DES - Prepare preliminary proposal submission	36	25-Oct-21	04-Dec-21	09-Mar-21	23-Apr-21	-186	0.00	0%	0%	Task Dependent		KTE-												
DES-1332	DES - ICE checking and approval	24	06-Dec-21	05-Jan-22	01-Mar-22	28-Mar-22	64	0.00	0%	0%	Task Dependent		KTE-												
DES-1334	DES - Project Manager checking and approval; consent to start the Portal works	24	06-Jan-22	09-Feb-22	29-Mar-22	29-Apr-22	64	0.00	0%	0%	Task Dependent		KTE-												
DES_T16 - ELS Design for Bridge S7 - 7B-S7 to 7D-S7																									
DES-1372	DES - Prepare preliminary proposal submission	36	06-Dec-21	19-Jan-22	24-Apr-21	07-Jun-21	-186	0.00	0%	0%	Task Dependent		KTE-												

- Current Milestone
- Actual Work
- Other Remaining Work
- Remaining Work

Central Kowloon Route - Kai Tak East (Month 30 Update) (Rev24 - CSD)
 Three Month Rolling Programme

Project ID: KTE-WP24_M30
 Baseline:
 Layout: KTE - 3 Months Rolling Programme
 Filter: TASK filters: 3 Months Rolling_1, KTE - Submission.

Date	Revision	Checked	Approved
20-Aug-21	Submt CSD Programme Rev 22	TYV	DC
25-Aug-21	Monthly Programme M08	TYV	DC
20-Sep-21	Submt CSD Programme Rev 23	TYV	DC
25-Sep-21	Monthly Programme M09	TYV	DC
20-Oct-21	Submt CSD Programme Rev 24	TYV	DC
25-Oct-21	Monthly Programme M10	TYV	DC

Contract No. HY/2018/02
 Environmental Monitoring & Auditing

Activity ID	Activity Name	Orig Dur	Start	Finish	Late Start	Late Finish	Total Float	TRA (Day)	Activity % Complete	Physical % Complete	Activity Type	Prima Const	WBS	October			November			December			January			February			March																		
														26	03	10	17	24	31	07	14	21	28	05	12	19	26	02	09	16	23	30	06	13	20	27	03										
DES-1374	DES - ICE checking and approval	5	20-Jan-22	25-Jan-22	08-Jun-21	12-Jun-21	-186		0%	0%	Task Dependent		KTE																																		
DES-1376	DES - Project Manager checking and approval; consent to start the ELS works	24	26-Jan-22	01-Mar-22	15-Jun-21	13-Jul-21	-186		0%	0%	Task Dependent		KTE																																		
DES_T17 - ELS Design for Bridge S8 - 8A-S8 to 8D-S8																																															
DES-1378	DES - Prepare preliminary proposal submission	36	06-Dec-21	19-Jan-22	21-Mar-22	06-May-22	81	0.00		0%	0%	Task Dependent		KTE																																	
DES-1380	DES - ICE checking and approval	12	20-Jan-22	09-Feb-22	07-May-22	21-May-22	81		0%	0%	Task Dependent		KTE																																		
DES-1382	DES - Project Manager checking and approval; consent to start the ELS works	24	10-Feb-22	09-Mar-22	23-May-22	20-Jun-22	81		0%	0%	Task Dependent		KTE																																		
DES - Temporary Works for Underpasses, Adit and Roads																																															
DES_T08 - Temp works for construction of Sign Gantries, Lighting Poles &'																																															
DES-1390	DES - Prepare preliminary proposal submission	36	06-Dec-21	19-Jan-22	14-Aug-21	25-Sep-21	-94		0%	0%	Task Dependent		KTE																																		
DES-1392	DES - ICE checking and approval	26	20-Jan-22	25-Feb-22	27-Sep-21	28-Oct-21	-94		0%	0%	Task Dependent		KTE																																		
DES_T10 - Temporary works for Traffic Deck over Underpass S3																																															
DES-1404	DES - ICE checking and approval	16	25-Oct-21	11-Nov-21	26-May-21	12-Jun-21	-125		0%	0%	Task Dependent		KTE																																		
DES-1406	DES - Project Manager checking and approval; consent to start Underpass S3	24	12-Nov-21	09-Dec-21	15-Jun-21	13-Jul-21	-125		0%	0%	Task Dependent		KTE																																		
CONSTRUCTION																																															
Major Temporary Traffic Management Scheme																																															
TTM Scheme for Kai Fuk Road																																															
KFR-TTA-1	TTA - Kai Fuk Road - Stage 1	0	21-Aug-21 A		07-Aug-21				100%	100%	Start Milestone		KTE																																		
KFR-TTA-1.1	TTA - Kai Fuk Road - Stage 1.1	0	15-Jan-22		07-Aug-21		-132		0%	0%	Start Milestone		KTE																																		
KFR-TTA-1.2	TTA - Kai Fuk Road - Stage 1.2	0	08-Feb-22		07-Aug-21		-146		0%	0%	Start Milestone		KTE																																		
KFR-TTA-1.3	TTA - Kai Fuk Road - Stage 1.3	0	15-Feb-22		07-Aug-21		-152		0%	0%	Start Milestone		KTE																																		
Section 1 - All the Works of the Site, except Section 2 to 17																																															
Sch_1 Preliminaries Works																																															
Site Establishment Works																																															
Temporary steel platform over Kai Tak River																																															
DIA Stage 1																																															
1-2036	SE(Stage 1) - Install F3 concrete block and decking for Portion 1 (S1)	48	15-Nov-21	12-Jan-22	07-Apr-21	03-Jun-21	-183	6.00	0%	0%	Task Dependent		KTE																																		
DIA Stage 2a																																															
1-2058A	SE(Stage 2a) - outer casing installation for 1E-S1; slab reinstatement RC works	8	08-Aug-21 A	27-Aug-21 A	24-Feb-21	24-Feb-21		3.00	100%	100%	Task Dependent		KTE																																		
DIA Stage 2																																															
1-2046A	SE(Stage 2) - Rebar installation; for slab reinstatement at 3E-S3	9	04-Aug-21 A	12-Aug-21 A	24-Feb-21	24-Feb-21		3.00	100%	100%	Task Dependent		KTE																																		
1-2060	SE(Stage 2) - Extract existing sheetpile within pile 3E-S1	15	13-Aug-21 A	24-Aug-21 A	24-Feb-21	24-Feb-21		3.00	100%	100%	Task Dependent		KTE																																		
1-2060A	SE(Stage 2) - outer casing installation for 3E-S3	6	25-Aug-21 A	28-Aug-21 A	24-Feb-21	24-Feb-21		3.00	100%	100%	Task Dependent		KTE																																		
1-2048A	SE(Stage 2) - Rebar installation; for slab reinstatement at ORE-KS	9	17-Sep-21 A	25-Sep-21 A	06-Feb-21	06-Feb-21		3.00	100%	100%	Task Dependent		KTE																																		
1-2048B	SE(Stage 2) - outer casing installation for ORE-KS	8	25-Sep-21 A	05-Oct-21 A	06-Feb-21	06-Feb-21		3.00	100%	100%	Task Dependent		KTE																																		
DIA Stage 4																																															
1-2327	SE(Stage 4) - Coring & Temporary pre-grouting for 4K-S4-B (2 res)	66	03-Jul-21 A	11-Oct-21 A	08-Apr-21	08-Apr-21		9.00	100%	100%	Task Dependent		KTE																																		
1-2326A	SE(Stage 2) - Rebar installation; for slab reinstatement at 4K-S4-A	10	02-Sep-21 A	08-Sep-21 A	01-Mar-21	01-Mar-21		3.00	100%	100%	Task Dependent		KTE																																		
1-2326C	SE(Stage 4) - Identification of uncharted hard material at bore pile nos. 4K-S4-A-1&2 (PME 306)	6	09-Sep-21 A	23-Sep-21 A	01-Mar-21	01-Mar-21			100%	100%	Task Dependent		KTE																																		

◆ Current Milestone
■ Actual Work
■ Ongoing Remaining Work
■ Remaining Work

**Central Kowloon Route - Kai Tak East (Month 30 Update) (Rev24 - CSD)
 Three Month Rolling Programme**

Project ID: KTE-WP24_M30
 Baseline:
 Layout: KTE - 3 Months Rolling Programme
 Filter: TASK filters: 3 Months Rolling_1, KTE - Submission.

Date	Revision	Checked	Approved
20-Aug-21	Submt CSD Programme Rev 22	TYV	DC
25-Aug-21	Monthly Programme M08	TYV	DC
20-Sep-21	Submt CSD Programme Rev 23	TYV	DC
25-Sep-21	Monthly Programme M09	TYV	DC
20-Oct-21	Submt CSD Programme Rev 24	TYV	DC
25-Oct-21	Monthly Programme M10	TYV	DC

Contract No. HY/2018/02
 Environmental Monitoring & Auditing

Activity ID	Activity Name	Orig Dtr	Start	Finish	Late Start	Late Finish	Total Float	TRA (Day)	Activity % Complete	Physical % Complete	Activity Type	Pima Const	WBS	Gantt Chart												
														26	03	10	17	24	31	07	14	21	28	05	12	19
1-2325A	SE(Stage 2) - Rebar installation; for slab reinstatement at QXRW4S	4	24-Sep-21 A	29-Sep-21 A	30-Mar-21	30-Mar-21		3.00	100%	100%	Task Dependent		KTE	[Gantt bar: 24-Sep-21 to 29-Sep-21]												
1-2326B	SE(Stage 2) - outercasing installation for 4K-S4-A	6	25-Sep-21 A	16-Oct-21 A	01-Mar-21	01-Mar-21		3.00	100%	100%	Task Dependent		KTE	[Gantt bar: 25-Sep-21 to 16-Oct-21]												
1-2325B	SE(Stage 2) - outercasing installation for QXRW4S	8	30-Sep-21 A	12-Oct-21 A	30-Mar-21	30-Mar-21		3.00	100%	100%	Task Dependent		KTE	[Gantt bar: 30-Sep-21 to 12-Oct-21]												
1-2327C	SE(Stage 4) - Identification of uncharted hard material at bore pile nos. 4K-S4-B-182 (PM2 293)	6	19-Oct-21 A	22-Oct-21 A	08-Apr-21	08-Apr-21			100%	100%	Task Dependent		KTE	[Gantt bar: 19-Oct-21 to 22-Oct-21]												
1-2327A	SE(Stage 2) - Rebar installation; for slab reinstatement at 4K-S4-B	4	23-Oct-21 A	29-Oct-21 A	08-Apr-21	13-Apr-21	-164	3.00	0%	0%	Task Dependent		KTE	[Gantt bar: 23-Oct-21 to 29-Oct-21]												
1-2327B	SE(Stage 2) - outercasing installation for 4K-S4-B	4	30-Oct-21 A	03-Nov-21 A	14-Apr-21	17-Apr-21	-164	3.00	0%	0%	Task Dependent		KTE	[Gantt bar: 30-Oct-21 to 03-Nov-21]												
DIA Stage 5																										
1-2333	SE(Stage 5) - 2021/2022 - Dry season start (1 Oct 2021)	0	02-Oct-21 A		27-Jan-21			3.00	100%	100%	Start Milestone	Start On	KTE	[Milestone: 02-Oct-21]												
1-2337	SE(Stage 5) - Remove cofferdam for 1D; erect F3 platform (1 nos)	18	25-Oct-21 A	13-Nov-21 A	27-Jan-21	23-Feb-21	-215		0%	0%	Task Dependent		KTE	[Gantt bar: 25-Oct-21 to 13-Nov-21]												
1-2334A	SE(Stage 5) - Fabrication of concrete bbs and deck (on-site)	120	08-Nov-21 A	07-Apr-22 A	28-Apr-21	18-Sep-21	-159		0%	0%	Task Dependent		KTE	[Gantt bar: 08-Nov-21 to 07-Apr-22]												
1-2334	SE(Stage 5) - Install F3 concrete block and decking for Portion 2 (S1/S3/QR62)	60	15-Nov-21 A	26-Jan-22 A	24-Feb-21	10-May-21	-215	6.00	0%	0%	Task Dependent		KTE	[Gantt bar: 15-Nov-21 to 26-Jan-22]												
1-2336	SE(Stage 5) - Install F3 concrete block and decking for Portion 3 (QRW/S4)	72	27-Jan-22 A	03-May-22 A	05-Jul-21	27-Sep-21	-171	6.00	0%	0%	Task Dependent		KTE	[Gantt bar: 27-Jan-22 to 03-May-22]												
Sch_3.1 Bridge S1 Works																										
S1 - Piling Works																										
Piling Works - Pier P-1E-S1																										
3.1-2304	S1 - Bored Piles for 1E-S1-1 (1 nr)	45	02-Sep-21 A	27-Sep-21 A	24-Feb-21	24-Feb-21		4.00	100%	100%	Task Dependent		KTE	[Gantt bar: 02-Sep-21 to 27-Sep-21]												
3.1-2306	S1 - 1E-S1 Proof drilling & Piles testing	24	20-Oct-21 A	23-Oct-21 A	31-Mar-21	31-Mar-21		0.00	100%	100%	Task Dependent		KTE	[Gantt bar: 20-Oct-21 to 23-Oct-21]												
Piling Works - Pier P-1D-S1/S9-A																										
3.1-2314	S1 - 1D-S1/S9-1 Proof drilling & Piles testing	24	14-Aug-21 A	21-Aug-21 A	27-Jan-21	27-Jan-21		0.00	100%	100%	Task Dependent		KTE	[Gantt bar: 14-Aug-21 to 21-Aug-21]												
S1 - Pile Caps, Pier / Abutment																										
Abutment 1A-S1																										
3.1-2326A	S1 - A-1A-S1 (base) Install Permeate Membrane and Backfill	28	06-Aug-21 A	02-Dec-21 A	26-Mar-21	10-May-21	-171	4.00		100%	100%	Task Dependent	Start On	KTE	[Gantt bar: 06-Aug-21 to 02-Dec-21]											
3.1-2328	S1 - Construct Abutment A-1A-S1	24	25-Oct-21 A	20-Nov-21 A	26-Mar-21	27-Apr-21	-171	3.00	0%	0%	Task Dependent		KTE	[Gantt bar: 25-Oct-21 to 20-Nov-21]												
3.1-2330	S1 - A-1A-S1 Install Permeate Membrane and Backfill	10	22-Nov-21 A	02-Dec-21 A	28-Apr-21	10-May-21	-171	1.00	0%	0%	Task Dependent		KTE	[Gantt bar: 22-Nov-21 to 02-Dec-21]												
Pier 1E-S1																										
3.1-2332	S1 - Prepare Pile Head for 1E-S1 inside cofferdam	12	25-Oct-21 A	06-Nov-21 A	31-Mar-21	17-Apr-21	-167	1.00	0%	0%	Task Dependent		KTE	[Gantt bar: 25-Oct-21 to 06-Nov-21]												
3.1-2334	S1 - Construct Pier 1E-S1 (2 Lifts)	18	08-Nov-21 A	27-Nov-21 A	19-Apr-21	10-May-21	-167	2.00	0%	0%	Task Dependent		KTE	[Gantt bar: 08-Nov-21 to 27-Nov-21]												
S1 - Deck																										
S1 - Span 1A-1E																										
3.1-2358	S1 - Span 1A-1E Falsework and formworks	30	27-Jan-22 A	09-Mar-22 A	11-May-21	16-Jun-21	-215	4.00	0%	0%	Task Dependent		KTE	[Gantt bar: 27-Jan-22 to 09-Mar-22]												
S1 - Span 1E-1D																										
3.1-2368	Completion of Pier/Portal 1D-S1 / S9	0		14-Jan-22	10-May-21	10-May-21	-205	2.00	0%	0%	Finish Milestone		KTE	[Milestone: 14-Jan-22]												
3.1-2372	S1 - Span 1E-1D Falsework and formworks	25	27-Jan-22 A	03-Mar-22 A	04-Jun-21	05-Jul-21	-195	4.00	0%	0%	Task Dependent		KTE	[Gantt bar: 27-Jan-22 to 03-Mar-22]												
Sch_3.2 Bridge S2 Works																										
S2 - Piling Works																										
Piling Works - ABUT A-2A																										
3.2-2502	S2 - 2A Proof drilling & Piles testing	24	25-Oct-21 A	20-Nov-21 A	27-Aug-21	24-Sep-21	-47	0.00	0%	0%	Task Dependent		KTE	[Gantt bar: 25-Oct-21 to 20-Nov-21]												
Piling Works - Pier P-2D																										
24	04-Jun-21 A	26-Nov-21 A	08-Feb-22 A	12-Mar-22 A			82	0.00						[Gantt bar: 04-Jun-21 to 26-Nov-21]												

◆ Current Milestone
■ Actual Work
■ Ongoing Remaining Work
■ Remaining Work

**Central Kowloon Route - Kai Tak East (Month 30 Update) (Rev24 - CSD)
 Three Month Rolling Programme**

Project ID: KTE-WP24_M30
 Baseline:
 Layout: KTE - 3 Months Rolling Programme
 Filter: TASK filters: 3 Months Rolling_1, KTE - Submission.

Date	Revision	Checked	Approved
20-Aug-21	Submt CSD Programme Rev 22	TYV	DC
25-Aug-21	Monthly Programme M08	TYV	DC
20-Sep-21	Submt CSD Programme Rev 23	TYV	DC
25-Sep-21	Monthly Programme M09	TYV	DC
20-Oct-21	Submt CSD Programme Rev 24	TYV	DC
25-Oct-21	Monthly Programme M10	TYV	DC

Contract No. HY/2018/02
 Environmental Monitoring & Auditing

Activity ID	Activity Name	Orig Dur	Start	Finish	Late Start	Late Finish	Total Float	TRA (Day)	Activity % Complete	Physical % Complete	Activity Type	Prima Const	WBS	Gantt Chart											
														26	03	10	17	24	31	07	14	21	28	05	12
3.2-2514	S2 - 2D Proof drilling & Piles testing	24	04-Jun-21 A	26-Nov-21	08-Feb-22	12-Mar-22	82	0.00	0%	0%	Task Dependent		KTE	[Gantt bar: 04-Jun-21 to 12-Mar-22]											
Piling Works - Pier P-2E																									
3.2-2518	S2 - 2E Proof drilling & Piles testing	24	17-Aug-21 A	30-Aug-21 A	25-Jun-21	25-Jun-21		0.00	100%	100%	Task Dependent		KTE	[Gantt bar: 17-Aug-21 to 25-Jun-21]											
Piling Works - Pier P-2F																									
3.2-2522	S2 - 2F Proof drilling & Piles testing	24	30-Sep-21 A	08-Oct-21 A	21-Aug-21	21-Aug-21		0.00	100%	100%	Task Dependent		KTE	[Gantt bar: 30-Sep-21 to 21-Aug-21]											
S2 - Pile Caps, Pier / Abutment																									
Pier 2A																									
3.2-2532	S2 - Install sheetpile for pile cap 2A	5	24-Nov-21	29-Nov-21	25-Sep-21	30-Sep-21	-49	1.00	0%	0%	Task Dependent		KTE	[Gantt bar: 24-Nov-21 to 30-Sep-21]											
3.2-2534	S2 - Excavation down to formation level C2A	10	30-Nov-21	10-Dec-21	02-Oct-21	13-Oct-21	-49	0.00	0%	0%	Task Dependent		KTE	[Gantt bar: 30-Nov-21 to 13-Oct-21]											
3.2-2536	S2 - Prepare pile head (2 nos) 2A	9	11-Dec-21	21-Dec-21	15-Oct-21	25-Oct-21	-49	1.00	0%	0%	Task Dependent		KTE	[Gantt bar: 11-Dec-21 to 25-Oct-21]											
3.2-2538	S2 - Construct pile cap C-2A	15	22-Dec-21	11-Jan-22	26-Oct-21	11-Nov-21	-49	2.00	0%	0%	Task Dependent		KTE	[Gantt bar: 22-Dec-21 to 11-Nov-21]											
3.2-2540	S2 - Construct Pier P-2A (3 Lifts)	29	12-Jan-22	21-Feb-22	12-Nov-21	15-Dec-21	-49	3.00	0%	0%	Task Dependent		KTE	[Gantt bar: 12-Jan-22 to 15-Dec-21]											
Pier 2B																									
3.2-2542	S2 - Install sheetpile for pile cap 2B	6	24-Nov-21	30-Nov-21	21-Sep-21	28-Sep-21	-52	1.00	0%	0%	Task Dependent		KTE	[Gantt bar: 24-Nov-21 to 28-Sep-21]											
3.2-2544	S2 - Excavation down to formation level C2B	12	01-Dec-21	14-Dec-21	29-Sep-21	13-Oct-21	-52	2.00	0%	0%	Task Dependent		KTE	[Gantt bar: 01-Dec-21 to 13-Oct-21]											
3.2-2546	S2 - Prepare pile head (2 nos) C2B	9	15-Dec-21	24-Dec-21	15-Oct-21	25-Oct-21	-52	1.00	0%	0%	Task Dependent		KTE	[Gantt bar: 15-Dec-21 to 25-Oct-21]											
3.2-2548	S2 - Construct pile cap C-2B	15	28-Dec-21	14-Jan-22	26-Oct-21	11-Nov-21	-52	2.00	0%	0%	Task Dependent		KTE	[Gantt bar: 28-Dec-21 to 11-Nov-21]											
3.2-2550	S2 - Construct Pier P-2B (3 Lifts)	29	15-Jan-22	24-Feb-22	12-Nov-21	15-Dec-21	-52	3.00	0%	0%	Task Dependent		KTE	[Gantt bar: 15-Jan-22 to 15-Dec-21]											
Pier 2CL/2CR																									
3.2-2554	S2 - Excavation down to formation level 2CL/2CR	11	23-Aug-21 A	23-Sep-21 A	14-Dec-21	14-Dec-21		2.00	100%	100%	Task Dependent		KTE	[Gantt bar: 23-Aug-21 to 14-Dec-21]											
3.2-2556	S2 - Prepare pile head (4 nos) C-2CR & C-2CL	17	25-Sep-21 A	03-Oct-21 A	14-Dec-21	14-Dec-21		1.00	100%	100%	Task Dependent		KTE	[Gantt bar: 25-Sep-21 to 14-Dec-21]											
3.2-2558	S2 - Construct pile cap C-2CR	11	25-Oct-21	05-Nov-21	14-Dec-21	28-Dec-21	43	3.00	0%	0%	Task Dependent		KTE	[Gantt bar: 25-Oct-21 to 28-Dec-21]											
3.2-2560	S2 - Construct pile cap C-2CL	10	06-Nov-21	17-Nov-21	21-Jan-22	08-Feb-22	62	2.00	0%	0%	Task Dependent		KTE	[Gantt bar: 06-Nov-21 to 08-Feb-22]											
3.2-2562	S2 - Construct Pier P-2CR (3 Lifts)	29	06-Nov-21	09-Dec-21	29-Dec-21	08-Feb-22	43	3.00	0%	0%	Task Dependent		KTE	[Gantt bar: 06-Nov-21 to 08-Feb-22]											
3.2-2564	S2 - Construct Pier P-2CL (3 Lifts)	29	10-Dec-21	15-Jan-22	09-Feb-22	14-Mar-22	43	3.00	0%	0%	Task Dependent		KTE	[Gantt bar: 10-Dec-21 to 14-Mar-22]											
Pier 2DL/2DR																									
3.2-2566	S2 - Install sheetpile for pile cap 2DL/2DR	6	27-Nov-21	03-Dec-21	14-Mar-22	19-Mar-22	82	1.00	0%	0%	Task Dependent		KTE	[Gantt bar: 27-Nov-21 to 19-Mar-22]											
3.2-2568	S2 - Excavation down to formation level 2DL/2DR	11	04-Dec-21	16-Dec-21	21-Mar-22	01-Apr-22	82	2.00	0%	0%	Task Dependent		KTE	[Gantt bar: 04-Dec-21 to 01-Apr-22]											
3.2-2570	S2 - Prepare pile head (4 nos) C-2DR & C-2DL	17	17-Dec-21	08-Jan-22	02-Apr-22	26-Apr-22	82	1.00	0%	0%	Task Dependent		KTE	[Gantt bar: 17-Dec-21 to 26-Apr-22]											
3.2-2572	S2 - Construct pile cap C-2DR	9	10-Jan-22	19-Jan-22	27-Apr-22	07-May-22	82	1.00	0%	0%	Task Dependent		KTE	[Gantt bar: 10-Jan-22 to 07-May-22]											
3.2-2574	S2 - Construct Pier P-2DR (3 Lifts)	29	20-Jan-22	01-Mar-22	01-Jun-22	06-Jul-22	101	3.00	0%	0%	Task Dependent		KTE	[Gantt bar: 20-Jan-22 to 06-Jul-22]											
3.2-2576	S2 - Construct pile cap C-2DL	10	20-Jan-22	31-Jan-22	10-May-22	20-May-22	82	2.00	0%	0%	Task Dependent		KTE	[Gantt bar: 20-Jan-22 to 20-May-22]											
3.2-2578	S2 - Construct Pier P-2DL (3 Lifts)	29	08-Feb-22	12-Mar-22	21-May-22	24-Jun-22	82	3.00	0%	0%	Task Dependent		KTE	[Gantt bar: 08-Feb-22 to 24-Jun-22]											
Pier 2EL/2ER																									
3.2-2580	S2 - Install sheetpile for pile cap 2EL/2ER	7	06-Oct-21 A	02-Nov-21	25-Jun-21	05-Jul-21	-100	1.00	0%	0%	Task Dependent		KTE	[Gantt bar: 06-Oct-21 to 05-Jul-21]											
3.2-2582	S2 - Excavation down to formation level 2EL/2ER	13	03-Nov-21	17-Nov-21	06-Jul-21	20-Jul-21	-100	2.00	0%	0%	Task Dependent		KTE	[Gantt bar: 03-Nov-21 to 20-Jul-21]											
3.2-2584	S2 - Prepare pile head (3 nos) C-2ER & C-2EL	13	18-Nov-21	02-Dec-21	21-Jul-21	04-Aug-21	-100	1.00	0%	0%	Task Dependent		KTE	[Gantt bar: 18-Nov-21 to 04-Aug-21]											
3.2-2586	S2 - Construct pile cap C-2ER	12	03-Dec-21	16-Dec-21	05-Aug-21	18-Aug-21	-100	2.00	0%	0%	Task Dependent		KTE	[Gantt bar: 03-Dec-21 to 18-Aug-21]											

- ◆ Current Milestone
- Actual Work
- Critical Remaining Work
- Remaining Work

**Central Kowloon Route - Kai Tak East (Month 30 Update) (Rev24 - CSD)
 Three Month Rolling Programme**

Project ID: KTE-WP24_M30
 Baseline:
 Layout: KTE - 3 Months Rolling Programme
 Filter: TASK filters: 3 Months Rolling_1, KTE - Submission.

Date	Revision	Checked	Approved
20-Aug-21	Submt CSD Programme Rev 22	TYV	DC
25-Aug-21	Monthly Programme M08	TYV	DC
20-Sep-21	Submt CSD Programme Rev 23	TYV	DC
25-Sep-21	Monthly Programme M09	TYV	DC
20-Oct-21	Submt CSD Programme Rev 24	TYV	DC
25-Oct-21	Monthly Programme M10	TYV	DC

Contract No. HY/2018/02
Environmental Monitoring & Auditing

Activity ID	Activity Name	Orig Dtr	Start	Finish	Late Start	Late Finish	Total Float	TRA (Day)	Activity % Complete	Physical % Complete	Activity Type	Prima Const	WBS	Gantt Chart																														
														26	03	10	17	24	31	07	14	21	28	05	12	19	26	02	09	16	23	30	06	13	20	27	03							
3.4-3030	S4 - 4K-S4-B-1 Proof drilling & Piles testing	24	07-Jan-22	10-Feb-22	30-Nov-21	29-Dec-21	-30	0.00	0%	0%	Task Dependent		KTE-	[Gantt bar: Jan 7 - Feb 10, 2022]																														
3.4-3022	S4 - 4K-S4-B-1 Proof drilling & Piles testing	24	21-Jan-22	24-Feb-22	02-Jul-21	29-Jul-21	-168	0.00	0%	0%	Task Dependent		KTE-	[Gantt bar: Jan 21 - Feb 24, 2022]																														
Piling Works - Pier P-4E-S4														[Gantt bar: Sep 24 - Oct 2, 2021]																														
3.4-3034	S4 - 4E-S4 Proof drilling & Piles testing	24	24-Sep-21 A	02-Oct-21 A	27-Mar-21	27-Mar-21	0.00	0.00	100%	100%	Task Dependent		KTE-	[Gantt bar: Sep 24 - Oct 2, 2021]																														
Piling Works - Pier P-4F-S4														[Gantt bar: Oct 25 - Nov 20, 2021]																														
3.4-3038	S4 - 4F-S4 Proof drilling & Piles testing	24	25-Oct-21	20-Nov-21	27-Mar-21	28-Apr-21	-170	0.00	0%	0%	Task Dependent		KTE-	[Gantt bar: Oct 25 - Nov 20, 2021]																														
Piling Works - Pier P-4J-S4														[Gantt bar: Nov 22 - Apr 29, 2022]																														
3.4-3046	S4 - 4J-S4 Proof drilling & Piles testing	24	22-Nov-21	18-Dec-21	29-Apr-21	28-May-21	-170	0.00	0%	0%	Task Dependent		KTE-	[Gantt bar: Nov 22 - Dec 18, 2021]																														
S4 - Pile Caps, Pier / Abutment														[Gantt bar: Aug 16 - Mar 31, 2022]																														
Pier 4B-S4-A														[Gantt bar: Aug 16 - Jun 28, 2021]																														
3.4-3066	S4 - Construct Pile Cap 4B-S4-A	18	16-Aug-21 A	01-Sep-21 A	28-Jun-21	28-Jun-21	3.00	100%	100%	Task Dependent		KTE-	[Gantt bar: Aug 16 - Sep 1, 2021]																															
3.4-3068	S4 - Construct Pier 4B-S4-A (2 Lifts)	18	02-Sep-21 A	12-Oct-21 A	28-Jun-21	28-Jun-21	2.00	100%	100%	Task Dependent		KTE-	[Gantt bar: Sep 2 - Oct 12, 2021]																															
Pier 4B-S4-B														[Gantt bar: Aug 16 - Dec 30, 2021]																														
3.4-3076	S4 - Construct Pile Cap 4B-S4-B	17	16-Aug-21 A	01-Sep-21 A	30-Dec-21	30-Dec-21	2.00	100%	100%	Task Dependent		KTE-	[Gantt bar: Aug 16 - Sep 1, 2021]																															
3.4-3078	S4 - Construct Pier 4B-S4-B (2 Lifts)	18	02-Sep-21 A	12-Oct-21 A	30-Dec-21	30-Dec-21	2.00	100%	100%	Task Dependent		KTE-	[Gantt bar: Sep 2 - Oct 12, 2021]																															
Pier 4E-S4														[Gantt bar: Oct 12 - Mar 14, 2022]																														
3.4-3107	S4 - Install sheet pile for pile cap 4E-S4	8	12-Oct-21 A	16-Oct-21 A	11-Jan-22	11-Jan-22			100%	100%	Task Dependent		KTE-	[Gantt bar: Oct 12 - Oct 16, 2021]																														
3.4-3109	S4 - Excavation down to formation level	6	28-Oct-21	03-Nov-21	11-Jan-22	17-Jan-22	61		0%	0%	Task Dependent		KTE-	[Gantt bar: Oct 28 - Nov 3, 2021]																														
3.4-3108	S4 - Prepare Pile Head (1m) for 4E-S4	5	14-Dec-21	18-Dec-21	18-Jan-22	22-Jan-22	27	1.00	0%	0%	Task Dependent		KTE-	[Gantt bar: Dec 14 - Dec 18, 2021]																														
3.4-3110	S4 - Construct Pile Cap 4E-S4	17	20-Dec-21	11-Jan-22	24-Jan-22	18-Feb-22	27	2.00	0%	0%	Task Dependent		KTE-	[Gantt bar: Dec 20 - Jan 11, 2022]																														
3.4-3112	S4 - Construct Pier 4E-S4 (2 Lifts)	20	12-Jan-22	10-Feb-22	19-Feb-22	14-Mar-22	27	2.00	0%	0%	Task Dependent		KTE-	[Gantt bar: Jan 12 - Feb 10, 2022]																														
Pier 4F-S4														[Gantt bar: Feb 15 - Mar 31, 2022]																														
3.4-3114	S4 - 4F-S4 ELS	4	16-Feb-22	19-Feb-22	15-Mar-22	18-Mar-22	23	1.00	0%	0%	Task Dependent		KTE-	[Gantt bar: Feb 16 - Feb 19, 2022]																														
3.4-3116	S4 - Excavation Down to Formation Level 4F-S4	11	21-Feb-22	04-Mar-22	19-Mar-22	31-Mar-22	23	2.00	0%	0%	Task Dependent		KTE-	[Gantt bar: Feb 21 - Mar 4, 2022]																														
Pier 4G-S4														[Gantt bar: Jan 18 - Mar 14, 2022]																														
3.4-3132A	S4 - Construct Pier 4G-S4 (2 Lifts)	19	18-Jan-22	15-Feb-22	21-Feb-22	14-Mar-22	23		0%	0%	Task Dependent		KTE-	[Gantt bar: Jan 18 - Feb 15, 2022]																														
Pier 4J-S4														[Gantt bar: Oct 23 - Oct 19, 2021]																														
3.4-3136	S4 - Install sheet pile for pile cap 4J-S4	8	23-Oct-21 A	27-Oct-21 A	18-Aug-21	20-Aug-21	-55	4.00	62.5%	0%	Task Dependent		KTE-	[Gantt bar: Oct 23 - Oct 27, 2021]																														
3.4-3137	S4 - Excavation down to formation level	6	28-Oct-21	03-Nov-21	21-Aug-21	27-Aug-21	-55		0%	0%	Task Dependent		KTE-	[Gantt bar: Oct 28 - Nov 3, 2021]																														
3.4-3138	S4 - Prepare Pile Head (1 m) for 4J-S4	5	20-Dec-21	24-Dec-21	28-Aug-21	02-Sep-21	-94	1.00	0%	0%	Task Dependent		KTE-	[Gantt bar: Dec 20 - Dec 24, 2021]																														
3.4-3140	S4 - Construct Pile Cap 4J-S4	17	28-Dec-21	17-Jan-22	03-Sep-21	23-Sep-21	-94	2.00	0%	0%	Task Dependent		KTE-	[Gantt bar: Dec 28 - Jan 17, 2022]																														
3.4-3142	S4 - Construct Pier 4J-S4 (2 Lifts)	20	18-Jan-22	16-Feb-22	24-Sep-21	19-Oct-21	-94	2.00	0%	0%	Task Dependent		KTE-	[Gantt bar: Jan 18 - Feb 16, 2022]																														
Sch_3.5 Bridge S7 Works														[Gantt bar: Sep 18 - Jan 13, 2022]																														
S7 - Piling Works														[Gantt bar: Sep 18 - May 13, 2022]																														
Piling Works - Pier P-7B														[Gantt bar: Sep 18 - May 13, 2022]																														
3.5-3400-2	S7 - Bored Piles for 7B-S7-2 Part 1 (upto -87.45mPD) (CNCE-0045)	76	18-Sep-21 A	03-Dec-21	09-Jan-21	21-Feb-21	-282	7.00	47.37%	0%	Task Dependent		KTE-	[Gantt bar: Sep 18 - Dec 3, 2021]																														
3.5-3400-20	S7 - Bored Piles for 7B-S7-2 Part 2 (CNCE-0045)	25	04-Dec-21	28-Dec-21	22-Feb-21	18-Mar-21	-282	0.00	0%	0%	Task Dependent		KTE-	[Gantt bar: Dec 4 - Dec 28, 2021]																														
3.5-3400-1	S7 - Bored Piles for 7B-S7-1 Part 1 (upto -74.0mPD) (CNCE-0045)	55	29-Dec-21	25-Feb-22	19-Mar-21	13-May-21	-282	6.00	0%	0%	Task Dependent		KTE-	[Gantt bar: Dec 29 - Feb 25, 2022]																														

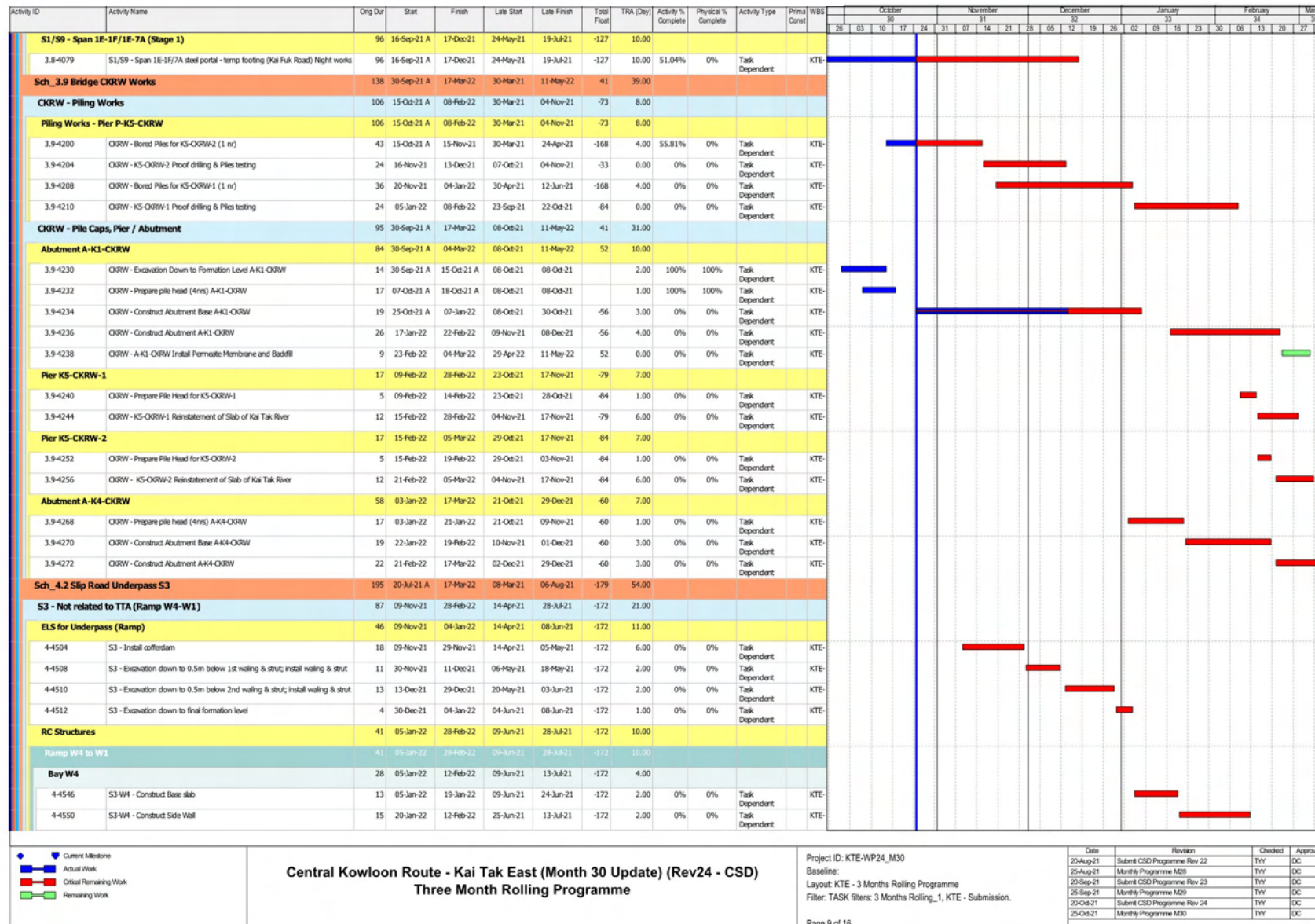
◆ Current Milestone
■ Actual Work
■ Critical Remaining Work
■ Remaining Work

**Central Kowloon Route - Kai Tak East (Month 30 Update) (Rev24 - CSD)
Three Month Rolling Programme**

Project ID: KTE-WP24_M30
 Baseline:
 Layout: KTE - 3 Months Rolling Programme
 Filter: TASK filters: 3 Months Rolling_1, KTE - Submission.

Date	Revision	Checked	Approved
20-Aug-21	Submt CSD Programme Rev 22	TYV	DC
25-Aug-21	Monthly Programme M08	TYV	DC
20-Sep-21	Submt CSD Programme Rev 23	TYV	DC
25-Sep-21	Monthly Programme M09	TYV	DC
20-Oct-21	Submt CSD Programme Rev 24	TYV	DC
25-Oct-21	Monthly Programme M10	TYV	DC

Contract No. HY/2018/02
 Environmental Monitoring & Auditing



Contract No. HY/2018/02
 Environmental Monitoring & Auditing

Activity ID	Activity Name	Orig Dsr	Start	Finish	Late Start	Late Finish	Total Float	TRA (Day)	Activity % Complete	Physical % Complete	Activity Type	Prima Const	WBS	Gantt Chart																														
														26	03	10	17	24	31	07	14	21	28	05	12	19	26	02	09	16	23	30	06	13	20	27	03							
SA-5004	RW-S1-a - Construct Base Slab (Bay 1)	7	16-Dec-21	23-Dec-21	18-Jan-23	01-Feb-23	318	1.00	0%	0%	Task Dependent		KTE	[Gantt bar: Green, from Dec 16 to Dec 23, 2021]																														
SA-5006	RW-S1-a - Construct Base Slab (Bay 2)	12	24-Dec-21	10-Jan-22	03-Feb-23	16-Feb-23	319	2.00	0%	0%	Task Dependent		KTE	[Gantt bar: Green, from Dec 24 to Jan 10, 2022]																														
SA-5008	RW-S1-a - Construct Wall (Bay 1)	13	24-Dec-21	11-Jan-22	02-Feb-23	16-Feb-23	318	2.00	0%	0%	Task Dependent		KTE	[Gantt bar: Green, from Dec 24 to Jan 11, 2022]																														
SA-5010	RW-S1-a - Construct Wall (Bay 2)	15	12-Jan-22	28-Jan-22	17-Feb-23	06-Mar-23	318	2.00	0%	0%	Task Dependent		KTE	[Gantt bar: Green, from Jan 12 to Jan 28, 2022]																														
SA-5012	RW-S1-a - Fill upto formation level	28	29-Jan-22	09-Mar-22	07-Mar-23	12-Apr-23	318	4.00	0%	0%	Task Dependent		KTE	[Gantt bar: Green, from Jan 29 to Mar 09, 2022]																														
RW-S2		217	09-Aug-21 A	17-Feb-22	29-Jul-21	13-Nov-21	-117	6.00						[Summary bar: Yellow, from Aug 09 to Nov 13, 2021]																														
SA-5095	RW-S2 - Install remaining sheet piles for RW-S2 (CE-0174)	12	09-Aug-21 A	07-Sep-21 A	17-Aug-21	17-Aug-21		4.00	100%	100%	Task Dependent		KTE	[Gantt bar: Blue, from Aug 09 to Aug 17, 2021]																														
SA-5096	RW-S2 - Excavation down to formation level +2.7/+5.0	7	29-Sep-21 A	21-Oct-21 A	17-Aug-21	17-Aug-21		1.00	100%	100%	Task Dependent		KTE	[Gantt bar: Blue, from Sep 29 to Oct 21, 2021]																														
SA-5098	RW-S2 - Plate Load Test and Report (P1)	5	22-Oct-21 A	23-Oct-21 A	17-Aug-21	17-Aug-21		1.00	100%	100%	Task Dependent		KTE	[Gantt bar: Blue, from Oct 22 to Oct 23, 2021]																														
SA-5098A	RW-S2 - Replacement of formation for Bay 6 and 7 (PMI-330)	10	25-Oct-21 A	06-Nov-21	29-Jul-21	11-Aug-21	-72		0%	0%	Task Dependent		KTE	[Gantt bar: Red, from Oct 25 to Nov 06, 2021]																														
SA-5098B	RW-S2 - Plate Load Test and Report (P1) - after replacement of formation (PMI-330)	4	08-Nov-21	11-Nov-21	12-Aug-21	16-Aug-21	-72		0%	0%	Task Dependent		KTE	[Gantt bar: Red, from Nov 08 to Nov 11, 2021]																														
SA-5103	RW-S2 - Excavation down to formation level +4.5	12	28-Jan-22	17-Feb-22	01-Nov-21	13-Nov-21	-73		0%	0%	Task Dependent		KTE	[Gantt bar: Red, from Jan 28 to Feb 17, 2022]																														
RW-S4		199	19-May-21 A	20-Jan-22	17-Mar-21	02-Mar-22	29	12.00						[Summary bar: Yellow, from May 19 to Mar 02, 2022]																														
SA-5140A	RW-S4 - Construct Wall (Bay 10/8) ind. TCSS duct	21	19-May-21 A	02-Nov-21	17-Mar-21	25-Mar-21	-179	1.00	61.9%	100%	Task Dependent		KTE	[Gantt bar: Blue, from May 19 to Nov 02, 2021]																														
SA-5142A	RW-S4 - Construct Wall (Bay 9) ind. TCSS duct	9	29-May-21 A	20-Oct-21 A	26-Mar-21	26-Mar-21		1.00	100%	100%	Task Dependent		KTE	[Gantt bar: Blue, from May 29 to Oct 20, 2021]																														
SA-5137C	RW-S4 - Replacement of Existing Soil with Rock Fill and Sub-base (Bay 3) (PMI-300)	3	30-Aug-21 A	02-Sep-21 A	22-Apr-21	22-Apr-21			100%	100%	Task Dependent		KTE	[Gantt bar: Blue, from Aug 30 to Sep 02, 2021]																														
SA-5154	RW-S4 - Construct Base Slab (Bay 3);	14	10-Sep-21 A	20-Sep-21 A	22-Apr-21	22-Apr-21		1.00	100%	100%	Task Dependent		KTE	[Gantt bar: Blue, from Sep 10 to Sep 20, 2021]																														
SA-5144A	RW-S4 - Construct Wall (Bay 7) ind. TCSS duct	16	25-Sep-21 A	20-Oct-21 A	26-Mar-21	26-Mar-21			100%	100%	Task Dependent		KTE	[Gantt bar: Blue, from Sep 25 to Oct 20, 2021]																														
SA-5145A	RW-S4 - Construct Wall (Bay 5) ind. TCSS duct	19	25-Sep-21 A	29-Oct-21 A	26-Mar-21	26-Mar-21			100%	100%	Task Dependent		KTE	[Gantt bar: Blue, from Sep 25 to Oct 29, 2021]																														
SA-5156	RW-S4 - Construct Wall (Bay 3) ind. TCSS duct	16	25-Oct-21	11-Nov-21	22-Apr-21	11-May-21	-152	1.00	0%	0%	Task Dependent		KTE	[Gantt bar: Red, from Oct 25 to Nov 11, 2021]																														
SA-5150A	RW-S4 - Construct Wall (Bay 4) ind. TCSS duct	0	25-Oct-21	25-Oct-21	25-Mar-21	25-Mar-21	-171		0%	0%	Task Dependent		KTE	[Gantt bar: Red, from Oct 25 to Oct 25, 2021]																														
SA-5137B	RW-S4 - Replacement of Existing Soil with Rock Fill and Sub-base (Bay 6) (PMI-300)	3	25-Oct-21	27-Oct-21	24-Apr-21	27-Apr-21	-150		0%	0%	Task Dependent		KTE	[Gantt bar: Red, from Oct 25 to Oct 27, 2021]																														
SA-5146	RW-S4 - Construct Base Slab (Bay 6);	14	28-Oct-21	12-Nov-21	28-Apr-21	14-May-21	-150	2.00	0%	0%	Task Dependent		KTE	[Gantt bar: Red, from Oct 28 to Nov 12, 2021]																														
SA-5168	RW-S4 - Fill up to formation level	65	03-Nov-21	20-Jan-22	26-Mar-21	17-Jun-21	-179	4.00	0%	0%	Task Dependent		KTE	[Gantt bar: Red, from Nov 03 to Jan 20, 2022]																														
SA-5158	RW-S4 - Construct Base Slab (Bay 2)	14	12-Nov-21	27-Nov-21	14-Jan-22	29-Jan-22	51	1.00	0%	0%	Task Dependent		KTE	[Gantt bar: Green, from Nov 12 to Nov 27, 2021]																														
SA-5146A	RW-S4 - Construct Wall (Bay 6) ind. TCSS duct	21	13-Nov-21	07-Dec-21	15-May-21	09-Jun-21	-150		0%	0%	Task Dependent		KTE	[Gantt bar: Red, from Nov 13 to Dec 07, 2021]																														
SA-5158A	RW-S4 - Construct Wall (Bay 2) ind. TCSS duct;	21	29-Nov-21	22-Dec-21	31-Jan-22	02-Mar-22	51	1.00	0%	0%	Task Dependent		KTE	[Gantt bar: Green, from Nov 29 to Dec 22, 2021]																														
RW-S9		107	29-Sep-21 A	03-Jan-22	17-Apr-21	14-Aug-21	-115	22.00						[Summary bar: Yellow, from Sep 29 to Jan 03, 2022]																														
Stage 1		107	29-Sep-21 A	03-Jan-22	17-Apr-21	14-Aug-21	-115	22.00						[Summary bar: Yellow, from Sep 29 to Jan 03, 2022]																														
SA-5296	RW-S9 - Construct Base Slab (Bay 7)	7	29-Sep-21 A	12-Oct-21 A	17-Apr-21	17-Apr-21		2.00	100%	100%	Task Dependent		KTE	[Gantt bar: Blue, from Sep 29 to Oct 12, 2021]																														
SA-5298	RW-S9 - Construct Base Slab (Bay 6)	2	25-Oct-21	26-Oct-21	17-Apr-21	19-Apr-21	-156	2.00	0%	0%	Task Dependent		KTE	[Gantt bar: Red, from Oct 25 to Oct 26, 2021]																														
SA-5300	RW-S9 - Construct Base Slab (Bay 5)	2	27-Oct-21	28-Oct-21	20-Apr-21	21-Apr-21	-156	2.00	0%	0%	Task Dependent		KTE	[Gantt bar: Red, from Oct 27 to Oct 28, 2021]																														
SA-5302	RW-S9 - Construct Base Slab (Bay 4)	9	29-Oct-21	08-Nov-21	22-Apr-21	03-May-21	-156	2.00	0%	0%	Task Dependent		KTE	[Gantt bar: Red, from Oct 29 to Nov 08, 2021]																														
SA-5304	RW-S9 - Construct Wall (Bay 4)	14	09-Nov-21	24-Nov-21	23-Jun-21	09-Jul-21	-115	2.00	0%	0%	Task Dependent		KTE	[Gantt bar: Red, from Nov 09 to Nov 24, 2021]																														
SA-5306	RW-S9 - Construct Base Slab (Bay 3)	9	09-Nov-21	18-Nov-21	04-May-21	13-May-21	-156	2.00	0%	0%	Task Dependent		KTE	[Gantt bar: Red, from Nov 09 to Nov 18, 2021]																														
SA-5318	RW-S9 - Fill upto formation level	28	19-Nov-21	21-Dec-21	14-May-21	17-Jun-21	-156	4.00	0%	0%	Task Dependent		KTE	[Gantt bar: Red, from Nov 19 to Dec 21, 2021]																														
SA-5308	RW-S9 - Construct Base Slab (Bay 2)	11	19-Nov-21	01-Dec-21	15-Jul-21	27-Jul-21	-106	2.00	0%	0%	Task Dependent		KTE	[Gantt bar: Red, from Nov 19 to Dec 01, 2021]																														
SA-5310	RW-S9 - Construct Wall (Bay 3)	15	25-Nov-21	11-Dec-21	10-Jul-21	27-Jul-21	-115	2.00	0%	0%	Task Dependent		KTE	[Gantt bar: Red, from Nov 25 to Dec 11, 2021]																														

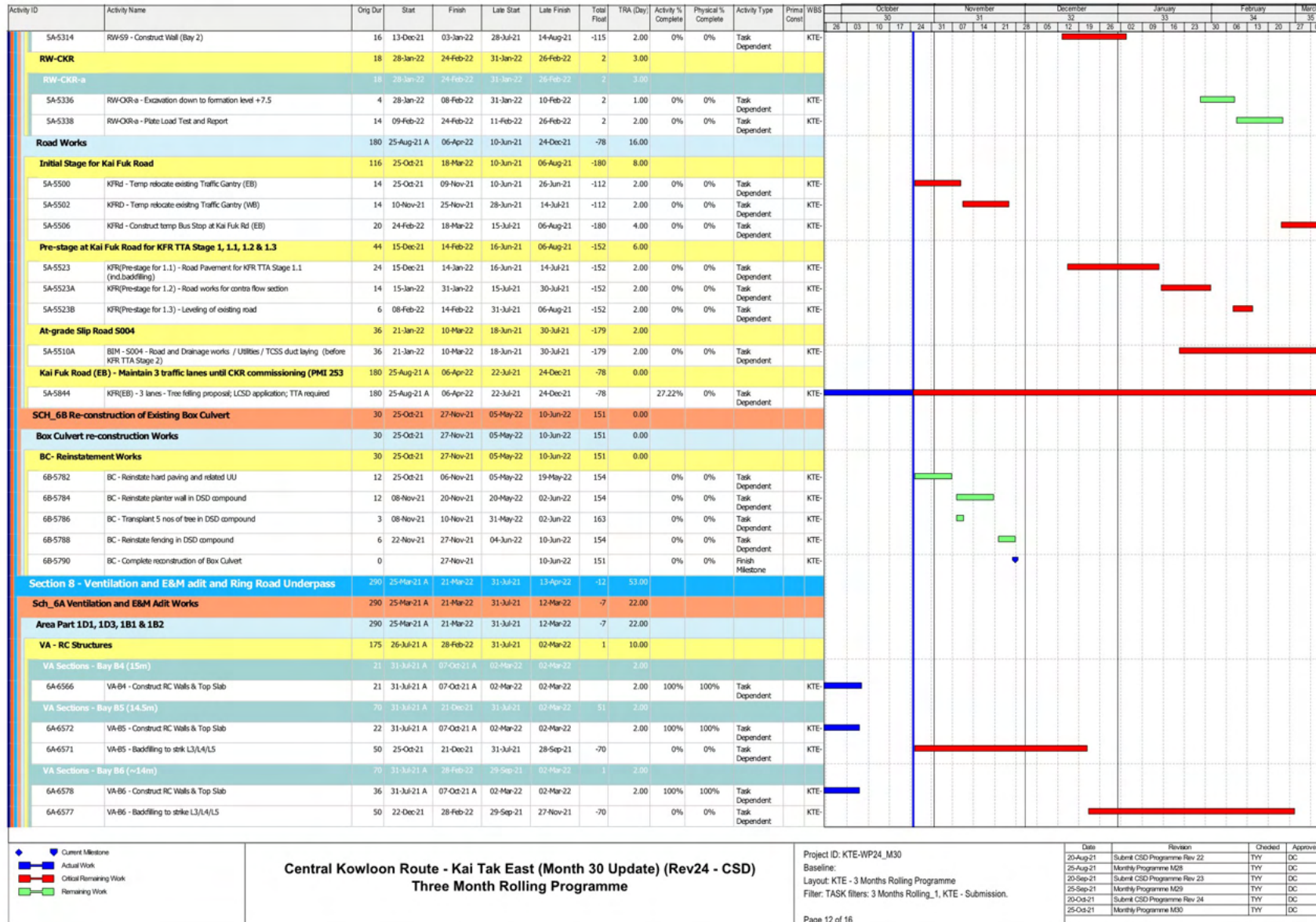
◆ Current Milestone
■ Actual Work
■ Critical Remaining Work
■ Remaining Work

Central Kowloon Route - Kai Tak East (Month 30 Update) (Rev24 - CSD)
Three Month Rolling Programme

Project ID: KTE-WP24_M30
 Baseline:
 Layout: KTE - 3 Months Rolling Programme
 Filter: TASK filters: 3 Months Rolling_1, KTE - Submission.

Date	Revision	Checked	Approved
20-Aug-21	Submt CSD Programme Rev 22	TYV	DC
25-Aug-21	Monthly Programme M08	TYV	DC
20-Sep-21	Submt CSD Programme Rev 23	TYV	DC
25-Sep-21	Monthly Programme M09	TYV	DC
20-Oct-21	Submt CSD Programme Rev 24	TYV	DC
25-Oct-21	Monthly Programme M10	TYV	DC

Contract No. HY/2018/02
Environmental Monitoring & Auditing



Central Kowloon Route - Kai Tak East (Month 30 Update) (Rev24 - CSD)
Three Month Rolling Programme

Project ID: KTE-WP24_M30
 Baseline:
 Layout: KTE - 3 Months Rolling Programme
 Filter: TASK filters: 3 Months Rolling_1, KTE - Submission.
 Page 12 of 16

Date	Revision	Checked	Approved
20-Aug-21	Submt CSD Programme Rev 22	TYV	DC
25-Aug-21	Monthly Programme M08	TYV	DC
20-Sep-21	Submt CSD Programme Rev 23	TYV	DC
25-Sep-21	Monthly Programme M09	TYV	DC
20-Oct-21	Submt CSD Programme Rev 24	TYV	DC
25-Oct-21	Monthly Programme M10	TYV	DC

- Current Milestone
- Actual Work
- Other Remaining Work
- Remaining Work

Contract No. HY/2018/02
 Environmental Monitoring & Auditing

Activity ID	Activity Name	Orig Dsr	Start	Finish	Late Start	Late Finish	Total Float	TRA (Day)	Activity % Complete	Physical % Complete	Activity Type	Prima Consol	WBS	Gantt Chart (Months)																														
														October	November	December	January	February	March																									
VA Sections - Bay B7 (23.3m) underneath Ring Road B7																																												
6A-6600	VA-B7 - Construct RC Walls & Middle Slab	30	26-Jul-21 A	03-Sep-21 A	18-Nov-21	18-Nov-21		2.00	100%	100%	Task Dependent	KTE		[Green bar from 26-Jul-21 to 03-Sep-21]																														
6A-6602	VA-B7 - Construct RC Walls & Top Slab (Include RR B11 base slab)	23	25-Sep-21 A	18-Nov-21	18-Nov-21	13-Dec-21	21	2.00	4.35%	0%	Task Dependent	KTE		[Green bar from 25-Sep-21 to 13-Dec-21]																														
VA - Miscellaneous																																												
VA - Stage 1 Miscellaneous works																																												
6A-6604	VA - Movement Joint / Waterproofing, Stage 1	32	25-Mar-21 A	28-Oct-21	18-Nov-21	22-Nov-21	21	2.00	87.5%	0%	Task Dependent	KTE		[Green bar from 25-Mar-21 to 28-Oct-21]																														
6A-6606	VA - Backfilling up to GL with additional concrete blk end wall, Stage 1	16	25-Oct-21	11-Nov-21	18-Nov-21	06-Dec-21	21	4.00	0%	0%	Task Dependent	KTE		[Green bar from 25-Oct-21 to 06-Dec-21]																														
6A-6607	VA - Haul Road preparation & diversion, stage 1 (end May 2021)	6	12-Nov-21	18-Nov-21	07-Dec-21	13-Dec-21	21		0%	0%	Task Dependent	KTE		[Green bar from 12-Nov-21 to 07-Dec-21]																														
VA - Stage 3 Miscellaneous works																																												
6A-6608	VA - Movement Joint / Waterproofing, Stage 3	50	22-Dec-21	28-Feb-22	14-Dec-21	19-Feb-22	-7	2.00	0%	0%	Task Dependent	KTE		[Red bar from 22-Dec-21 to 28-Feb-22]																														
6A-6610	VA - Backfilling up to GL, Stage 3	56	08-Jan-22	21-Mar-22	30-Dec-21	12-Mar-22	-7	4.00	0%	0%	Task Dependent	KTE		[Red bar from 08-Jan-22 to 21-Mar-22]																														
Sch_4.1 Ring Road Underpass																																												
RR - Part 1D1, 1D2, 1D3, 1D4, 1B1 & 1B2																																												
RR - ELS Works																																												
RR - ELS Stage 5																																												
4-6732	RR - Excavation Down to 1st waling & Strut; Install waling & Strut, 1B1&1B2	17	25-Oct-21	14-Dec-21	24-Nov-21	13-Dec-21	26	4.00	0%	0%	Task Dependent	KTE		[Green bar from 25-Oct-21 to 14-Dec-21]																														
4-6734	RR - Excavation Down to Final Formation Level, 1B1&1B2	21	13-Nov-21	07-Dec-21	14-Dec-21	10-Jan-22	26	4.00	0%	0%	Task Dependent	KTE		[Green bar from 13-Nov-21 to 07-Dec-21]																														
4-6736	RR - Excavation Down to Formation Level (Backfilling) (RR), 1B1&1B2 (Open cut)	6	08-Dec-21	14-Dec-21	30-Mar-22	06-Apr-22	87	1.00	0%	0%	Task Dependent	KTE		[Green bar from 08-Dec-21 to 14-Dec-21]																														
RR - Box Sections, Pump Sump & FS Plant Room																																												
RR - Bay B3 (S011 CH0+134 to 0+146)																																												
4-6744	RR-R3 - Construct Base slab	10	11-Aug-21 A	09-Sep-21 A	21-Feb-22	21-Feb-22		2.00	100%	100%	Task Dependent	KTE		[Green bar from 11-Aug-21 to 09-Sep-21]																														
4-6746	RR-R3 - Construct External Wall	23	26-Oct-21	20-Nov-21	21-Feb-22	18-Mar-22	92	2.00	0%	0%	Task Dependent	KTE		[Green bar from 26-Oct-21 to 20-Nov-21]																														
4-6748	RR-R3 - Construct Top Slab	21	24-Nov-21	17-Dec-21	19-Mar-22	13-Apr-22	90	2.00	0%	0%	Task Dependent	KTE		[Green bar from 24-Nov-21 to 17-Dec-21]																														
RR - Bay B4 (S011 CH0+146 to 0+161)																																												
4-6750	RR-R4 - Construct Base slab	10	11-Aug-21 A	09-Sep-21 A	27-Jan-22	27-Jan-22		2.00	100%	100%	Task Dependent	KTE		[Green bar from 11-Aug-21 to 09-Sep-21]																														
4-6752	RR-R4 - Construct External Wall	24	25-Oct-21	20-Nov-21	27-Jan-22	02-Mar-22	78	2.00	0%	0%	Task Dependent	KTE		[Green bar from 25-Oct-21 to 20-Nov-21]																														
4-6754	RR-R4 - Construct Top Slab	23	22-Nov-21	17-Dec-21	03-Mar-22	29-Mar-22	78	2.00	0%	0%	Task Dependent	KTE		[Green bar from 22-Nov-21 to 17-Dec-21]																														
RR - Bay B5 (S011 CH0+161 to 0+180)																																												
4-6762	RR-R5 - Construct Base slab	10	11-Aug-21 A	09-Sep-21 A	27-Jan-22	27-Jan-22		2.00	100%	100%	Task Dependent	KTE		[Green bar from 11-Aug-21 to 09-Sep-21]																														
4-6764	RR-R5 - Construct External Wall	24	25-Oct-21	20-Nov-21	27-Jan-22	02-Mar-22	78	2.00	0%	0%	Task Dependent	KTE		[Green bar from 25-Oct-21 to 20-Nov-21]																														
4-6766	RR-R5 - Construct Top Slab	23	22-Nov-21	17-Dec-21	03-Mar-22	29-Mar-22	78	2.00	0%	0%	Task Dependent	KTE		[Green bar from 22-Nov-21 to 17-Dec-21]																														
RR - Bay B7 (S011 CH0+193.3 to 0+211.6) (at-grade) (RU1)																																												
4-6775	RR-RU1 - Construct Side wall / Internal wall	38	25-Oct-21	07-Dec-21	15-Oct-21	27-Nov-21	-8		0%	0%	Task Dependent	KTE		[Red bar from 25-Oct-21 to 07-Dec-21]																														
4-6778	RR-RU1 - Construct RC Walls (FS plantroom 1 & 2)	40	08-Dec-21 A	26-Jan-22 A	21-Mar-22	21-Mar-22		4.00	100%	100%	Task Dependent	KTE		[Blue bar from 08-Dec-21 to 26-Jan-22]																														
Section 10 - Footbridge, E&M Installation and Miscellaneous Wc																																												
Sch_7 Abandon Existing Subway KS-20																																												
KS-20 - ELS for Demolition Works																																												
7-7301	TTA - Stage1 (After implement of pre-stage)	0	21-Aug-21 A	21-Aug-21 A	03-May-21	03-May-21			100%	100%	Start Milestone	KTE		[Blue bar from 21-Aug-21 to 21-Aug-21]																														

- ◆ Current Milestone
- Actual Work
- Ongoing Remaining Work
- Remaining Work

**Central Kowloon Route - Kai Tak East (Month 30 Update) (Rev24 - CSD)
 Three Month Rolling Programme**

Project ID: KTE-WP24_M30
 Baseline:
 Layout: KTE - 3 Months Rolling Programme
 Filter: TASK filters: 3 Months Rolling_1, KTE - Submission.

Date	Revision	Checked	Approved
20-Aug-21	Submt CSD Programme Rev 22	TYV	DC
25-Aug-21	Monthly Programme M08	TYV	DC
20-Sep-21	Submt CSD Programme Rev 23	TYV	DC
25-Sep-21	Monthly Programme M09	TYV	DC
20-Oct-21	Submt CSD Programme Rev 24	TYV	DC
25-Oct-21	Monthly Programme M10	TYV	DC

Activity ID	Activity Name	Orig Dur	Start	Finish	Late Start	Late Finish	Total Float	TRA (Day)	Activity % Complete	Physical % Complete	Activity Type	Prima Const	WBS	October				November				December				January				February				March			
														26	03	10	17	24	31	07	14	21	28	05	12	19	26	02	09	16	23	30	06	13	20	27	03
KS-20 - Demolition / Filling Works																																					
Kai Fuk Road (WB)																																					
7-7328	KS20 - Excavate down to subway roof level	18	23-Aug-21 A	14-Dec-21	22-Apr-21	15-Jun-21	-152	9.00			Task Dependent		KTE																								
7-7330	KS20 - Demolish extg subway & ramp (WB)	28	25-Oct-21	25-Nov-21	22-Apr-21	26-May-21	-152	4.00	0%	0%	Task Dependent		KTE																								
7-7332	KS20 - General fill to formation level / Utilities diversion / Laying inside subway	16	26-Nov-21	14-Dec-21	27-May-21	15-Jun-21	-152	2.00	0%	0%	Task Dependent		KTE																								
Section 11 - Structure of Bridge CKRE																																					
Sch_3.10 Bridge CKRE Works																																					
CKRE - Piling Works																																					
Piling Works - Pier P-KS-CKRE																																					
3.10-7514	CKRE - Bored Piles for KS-CKRE-2 (1 nr)	24	15-Oct-21 A	09-Nov-21	06-Feb-21	01-Mar-21	-206	4.00	41.67%	0%	Task Dependent		KTE																								
3.10-7518	CKRE - KS-CKRE-2 Proof drilling & Piles testing	24	10-Nov-21	07-Dec-21	28-May-21	25-Jun-21	-137	0.00	0%	0%	Task Dependent		KTE																								
3.10-7506	CKRE - Bored Piles for KS-CKRE-1 (1 nr)	36	17-Nov-21	30-Dec-21	09-Mar-21	23-Apr-21	-206	4.00	0%	0%	Task Dependent		KTE																								
3.10-7510	CKRE - KS-CKRE-1 Proof drilling & Piles testing	24	31-Dec-21	28-Jan-22	24-Apr-21	24-May-21	-206	0.00	0%	0%	Task Dependent		KTE																								
Piling Works - ABUT A-K4-CKRE																																					
3.10-7526	CKRE - ABUT A-K4-CKRE Proof drilling & Piles testing	24	25-Oct-21	20-Nov-21	10-Mar-21	10-Apr-21	-185	0.00	0%	0%	Task Dependent		KTE																								
CKRE - Pile Caps, Pier / Abutment																																					
Abutment A-K1-CKRE																																					
3.10-7530	CKRE - Excavation Down to Formation Level AK1-CKRE	14	25-May-21 A	28-Sep-21 A	18-May-21	18-May-21		2.00	100%	100%	Task Dependent		KTE																								
3.10-7532	CKRE - Prepare pile head (4rns) AK1-CKRE	6	10-Sep-21 A	04-Oct-21 A	18-May-21	18-May-21		4.00	100%	100%	Task Dependent		KTE																								
3.10-7534	CKRE - Construct Abutment Base AK1-CKRE	16	05-Oct-21 A	25-Oct-21 A	18-May-21	18-May-21		1.00	100%	100%	Task Dependent		KTE																								
3.10-7536	CKRE - Construct Abutment AK1-CKRE	26	25-Oct-21	23-Nov-21	18-May-21	18-Jun-21	-131	4.00	0%	0%	Task Dependent		KTE																								
3.10-7538	CKRE - AK1-CKRE Install Permeate Membrane and Backfill	9	24-Nov-21	03-Dec-21	19-Jun-21	29-Jun-21	-131	0.00	0%	0%	Task Dependent		KTE																								
Pier KS-CKRE-1																																					
3.10-7540	CKRE - Prepare Pile Head for KS-CKRE-1	5	29-Jan-22	10-Feb-22	25-May-21	29-May-21	-206	1.00	0%	0%	Task Dependent		KTE																								
3.10-7544	CKRE - KS-CKRE-1 Reinstatement of Slab of Kai Tak River; remaining works	2	11-Feb-22	12-Feb-22	05-Jun-21	07-Jun-21	-201	1.00	0%	0%	Task Dependent		KTE																								
3.10-7542	CKRE - Construct Pier KS-CKRE-1 (2 Lifts)	18	14-Feb-22	05-Mar-22	08-Jun-21	29-Jun-21	-201	2.00	0%	0%	Task Dependent		KTE																								
Pier KS-CKRE-2																																					
3.10-7552	CKRE - Prepare Pile Head for KS-CKRE-2	5	11-Feb-22	16-Feb-22	31-May-21	04-Jun-21	-206	1.00	0%	0%	Task Dependent		KTE																								
3.10-7556	CKRE - KS-CKRE-2 Reinstatement of Slab of Kai Tak River; remaining works	2	17-Feb-22	18-Feb-22	05-Jun-21	07-Jun-21	-206	1.00	0%	0%	Task Dependent		KTE																								
3.10-7554	CKRE - Construct Pier KS-CKRE-2 (2 Lifts)	18	19-Feb-22	11-Mar-22	08-Jun-21	29-Jun-21	-206	2.00	0%	0%	Task Dependent		KTE																								
Abutment A-K4-CKRE																																					
3.10-7568	CKRE - Prepare pile head (4rns) AK4-CKRE	20	07-Dec-21	31-Dec-21	12-Apr-21	05-May-21	-198	0.00	0%	0%	Task Dependent		KTE																								
3.10-7570	CKRE - Construct Abutment Base AK4-CKRE	17	03-Jan-22	21-Jan-22	06-May-21	26-May-21	-198	1.00	0%	0%	Task Dependent		KTE																								
3.10-7572	CKRE - Construct Abutment AK4-CKRE	22	22-Jan-22	23-Feb-22	27-May-21	22-Jun-21	-198	3.00	0%	0%	Task Dependent		KTE																								
3.10-7574	CKRE - AK4-CKRE Install Permeate Membrane and Backfill	9	24-Feb-22	05-Mar-22	23-Jun-21	03-Jul-21	-198	0.00	0%	0%	Task Dependent		KTE																								
Section 12 - Underpass S21																																					
Sch_4.3 Slip Road Underpass S21																																					
S21 - RC Structure																																					

◆ Current Milestone

■ Actual Work

■ Delayed Work

■ Remaining Work

Central Kowloon Route - Kai Tak East (Month 30 Update) (Rev24 - CSD)

Three Month Rolling Programme

Project ID: KTE-WP24_M30

Baseline:

Layout: KTE - 3 Months Rolling Programme

Filter: TASK filters: 3 Months Rolling_1, KTE - Submission.

Page 14 of 16

Date	Revision	Checked	Approved
20-Aug-21	Submt CSD Programme Rev 22	TYV	DC
25-Aug-21	Monthly Programme M08	TYV	DC
20-Sep-21	Submt CSD Programme Rev 23	TYV	DC
25-Sep-21	Monthly Programme M09	TYV	DC
20-Oct-21	Submt CSD Programme Rev 24	TYV	DC
25-Oct-21	Monthly Programme M10	TYV	DC

Contract No. HY/2018/02
 Environmental Monitoring & Auditing

Activity ID	Activity Name	Orig Dsr	Start	Finish	Late Start	Late Finish	Total Float	TRA (Day)	Activity % Complete	Physical % Complete	Activity Type	Prima Const	WBS	Gantt Chart											
														28	03	10	17	24	31	07	14	21	28	05	12
4-7946	S21 - Waterproofing / Movement Joint / Masonry Wall (U-Trough Section - North)	36	26-Nov-21	10-Jan-22	09-Oct-21	20-Nov-21	-40	4.00	0%	0%	Task Dependent		KTE-	[Gantt bar from 26-Nov-21 to 10-Jan-22]											
4-7944	S21 - Backfilling up to GL (U-Trough Section - North)	36	03-Dec-21	17-Jan-22	18-Oct-21	27-Nov-21	-40	4.00	0%	0%	Task Dependent		KTE-	[Gantt bar from 03-Dec-21 to 17-Jan-22]											
S21 - Final Completion Works														[Gantt bar from 04-Jan-22 to 27-Nov-21]											
4-7814	S21 - Final Completion Works	12	04-Jan-22	17-Jan-22	15-Nov-21	27-Nov-21	-40	0.00	0%	0%	Task Dependent		KTE-	[Gantt bar from 04-Jan-22 to 17-Jan-22]											
4-7816	S21 - Completion of Structure of Underpass S21	0		17-Jan-22		27-Nov-21	-40	0.00	0%	0%	Finish Milestone		KTE-	[Milestone at 17-Jan-22]											
Section 17 - Sleeve pipes for District Cooling System (Subject to)																									
Sch_10 Sleeve pipes for DCS (Kai Tak River West)																									
DCS-West Section A (39m)																									
10-8476	DCS(W)_A - Backfilling upto formation level	40	25-May-21 A	28-Oct-21	19-Feb-21	23-Feb-21	-201	4.00	90%	100%	Task Dependent		KTE-	[Gantt bar from 25-May-21 to 28-Oct-21]											
10-8478	DCS(W)_A - Reinstatement (Pavement / fending / etc.)	8	29-Oct-21	06-Nov-21	03-Jan-22	11-Jan-22	53	3.00	0%	0%	Task Dependent		KTE-	[Gantt bar from 29-Oct-21 to 06-Nov-21]											
DCS-West Section B (49m)																									
10-8492	DCS(W)_B - Backfilling upto formation level	26	05-Jul-21 A	29-Oct-21	05-May-21	10-May-21	-142	2.00	80.77%	0%	Task Dependent		KTE-	[Gantt bar from 05-Jul-21 to 29-Oct-21]											
DCS-West Section C (25m)																									
10-8504	DCS(W)_C - Install permanent seawater pipes 2x1400 (L=50m) (PMI-0146)	17	23-Aug-21 A	28-Aug-21 A	08-Sep-21	08-Sep-21		6.00	100%	100%	Task Dependent		KTE-	[Milestone at 23-Aug-21]											
10-8506	DCS(W)_C - Backfilling upto formation level	26	25-Aug-21 A	11-Nov-21	08-Sep-21	27-Sep-21	-37	2.00	38.46%	0%	Task Dependent		KTE-	[Gantt bar from 25-Aug-21 to 11-Nov-21]											
Sch_10 Sleeve pipes for DCS (Kai Tak River East)																									
DCS-East Portion 1 (approx 37.5m)																									
10-8514B	DCS(E)- additional pre-boring to overcome uncharted u/g obstruction (EW-143); assumed 18 days	18	05-Aug-21 A	25-Aug-21 A	25-Jan-21	25-Jan-21			100%	100%	Task Dependent		KTE-	[Milestone at 05-Aug-21]											
10-8514C	DCS(E) - Install sheetpile (L=96 lm) (after pre-boring to overcome obstruction; assumed)	15	19-Aug-21 A	02-Sep-21 A	25-Jan-21	25-Jan-21		2.00	100%	100%	Task Dependent		KTE-	[Milestone at 19-Aug-21]											
10-8516	DCS(E) - Dewatering system installation (TBA subject to design)	18	25-Oct-21 A	01-Nov-21	25-Jan-21	01-Feb-21	-217	2.00	61.11%	100%	Task Dependent		KTE-	[Gantt bar from 25-Oct-21 to 01-Nov-21]											
10-8518	DCS(E) - Excavation down to formation level (Part A for Pile caps) and walling & strut	30	02-Nov-21	06-Dec-21	02-Feb-21	15-Mar-21	-217	3.00	0%	0%	Task Dependent		KTE-	[Gantt bar from 02-Nov-21 to 06-Dec-21]											
10-8520	DCS(E) - Excavation down to formation level (Part B for DCS) and walling & strut	15	07-Dec-21	23-Dec-21	16-Mar-21	01-Apr-21	-217	3.00	0%	0%	Task Dependent		KTE-	[Gantt bar from 07-Dec-21 to 23-Dec-21]											
10-8522	DCS(E) - Install sleeve pipes 3x1800 ID (L=37.5m)	24	24-Dec-21	24-Jan-22	07-Apr-21	05-May-21	-217	6.00	0%	0%	Task Dependent		KTE-	[Gantt bar from 24-Dec-21 to 24-Jan-22]											
10-8524	DCS(E) - Backfilling upto formation level	48	25-Jan-22	28-Mar-22	06-May-21	03-Jul-21	-217	2.00	0%	0%	Task Dependent		KTE-	[Gantt bar from 25-Jan-22 to 28-Mar-22]											
DCS-East Portion 2 (approx 37.5m)																									
10-8528A	DCS(E)- additional pre-boring to overcome uncharted u/g obstruction (EW-143); assumed 18 days	26	26-Aug-21 A	25-Sep-21 A	18-Jun-21	18-Jun-21			100%	100%	Task Dependent		KTE-	[Milestone at 26-Aug-21]											
10-8528	DCS(E) - Install sheetpile (L=95 lm)	8	03-Sep-21 A	02-Oct-21 A	18-Jun-21	18-Jun-21		2.00	100%	100%	Task Dependent		KTE-	[Milestone at 03-Sep-21]											
10-8530	DCS(E) - Dewatering system installation (TBA subject to design)	26	25-Oct-21 A	01-Nov-21	18-Jun-21	25-Jun-21	-106	2.00	73.08%	0%	Task Dependent		KTE-	[Gantt bar from 25-Oct-21 to 01-Nov-21]											
10-8532	DCS(E) - Excavation down to formation level and walling & strut	36	02-Nov-21	13-Dec-21	26-Jun-21	07-Aug-21	-106	2.00	0%	0%	Task Dependent		KTE-	[Gantt bar from 02-Nov-21 to 13-Dec-21]											
10-8534	DCS(E) - Install sleeve pipes 3x1800 ID (L=37.5m)	19	25-Jan-22	22-Feb-22	09-Aug-21	30-Aug-21	-139	6.00	0%	0%	Task Dependent		KTE-	[Gantt bar from 25-Jan-22 to 22-Feb-22]											
10-8536	DCS(E) - Backfilling upto formation level	40	23-Feb-22	11-Apr-22	31-Aug-21	19-Oct-21	-139	2.00	0%	0%	Task Dependent		KTE-	[Gantt bar from 23-Feb-22 to 11-Apr-22]											

**Central Kowloon Route - Kai Tak East (Month 30 Update) (Rev24 - CSD)
 Three Month Rolling Programme**

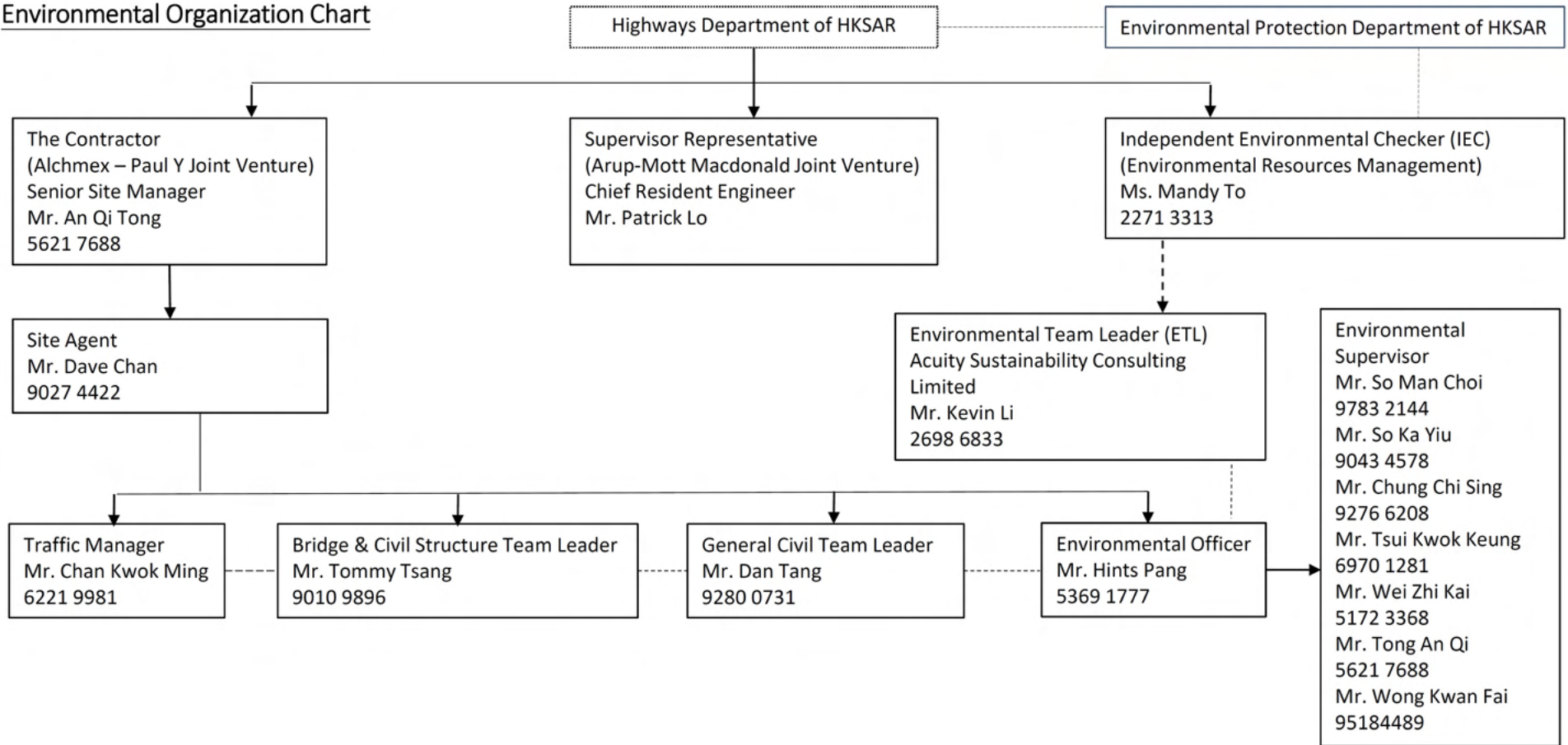
Project ID: KTE-WP24_M30
 Baseline:
 Layout: KTE - 3 Months Rolling Programme
 Filter: TASK filters: 3 Months Rolling_1, KTE - Submission.
 Page 16 of 16

Date	Revision	Checked	Approved
20-Aug-21	Submt CSD Programme Rev 22	TYV	DC
25-Aug-21	Monthly Programme M08	TYV	DC
20-Sep-21	Submt CSD Programme Rev 23	TYV	DC
25-Sep-21	Monthly Programme M09	TYV	DC
20-Oct-21	Submt CSD Programme Rev 24	TYV	DC
25-Oct-21	Monthly Programme M10	TYV	DC

Appendix C

Project Organization Chart

Environmental Organization Chart



Legend : _____ Line of Responsibility
 - - - - - Line of Communication



Appendix D

Dust Event-Action Plan (EAP)

EVENT	ACTION			
	ET	IEC	ER	CONTRACTOR
ACTION LEVEL				
1.Exceedance for one sample	<ol style="list-style-type: none"> 1. Identify source, investigate the causes of exceedance and propose remedial measures; 2. Inform IEC and ER; 3. Repeat measurement to confirm finding; 4. Increase monitoring frequency to daily. 	<ol style="list-style-type: none"> 1. Check monitoring data submitted by ET; 2. Check Contractor's working method. 	<ol style="list-style-type: none"> 1. Notify Contractor. 	<ol style="list-style-type: none"> 1. Rectify any unacceptable practice; 2. Amend working methods if appropriate.
2.Exceedance for two or more consecutive samples	<ol style="list-style-type: none"> 1. Identify source; 2. Inform IEC and ER; 3. Advise the ER on the effectiveness of the proposed remedial measures; 4. Repeat measurements to confirm findings; 5. Increase monitoring frequency to daily; 6. Discuss with IEC and Contractor on remedial actions required; 7. If exceedance continues, arrange meeting with IEC and ER; 8. If exceedance stops, cease additional monitoring. 	<ol style="list-style-type: none"> 1. Check monitoring data submitted by ET; 2. Check Contractor's working method; 3. Discuss with ET and Contractor on possible remedial measures; 4. Advise the ET on the effectiveness of the proposed remedial measures; 5. Supervise Implementation of remedial measures. 	<ol style="list-style-type: none"> 1. Confirm receipt of notification of failure in writing; 2. Notify Contractor; 3. Ensure remedial measures properly implemented. 	<ol style="list-style-type: none"> 1. Submit proposals for remedial to ER within 3 working days of notification; 2. Implement the agreed proposals; 3. Amend proposal if appropriate.
LIMIT LEVEL				
1.Exceedance for one sample	<ol style="list-style-type: none"> 1. Identify source, investigate the causes of exceedance and propose remedial measures; 2. Inform ER, Contractor and 	<ol style="list-style-type: none"> 1. Check monitoring data submitted by ET; 2. Check Contractor's working method; 	<ol style="list-style-type: none"> 1. Confirm receipt of notification of failure in writing; 2. Notify Contractor; 	<ol style="list-style-type: none"> 1. Take immediate action to avoid further exceedance; 2. Submit proposals for remedial actions to IEC

EVENT	ACTION			
	ET	IEC	ER	CONTRACTOR
	EPD; 3. Repeat measurement to confirm finding; 4. Increase monitoring frequency to daily; 5. Assess effectiveness of Contractor's remedial actions and keep IEC, EPD and ER informed of the results.	3. Discuss with ET and Contractor on possible remedial measures; 4. Advise the ER on the effectiveness of the proposed remedial measures; 5. Supervise implementation of remedial measures.	3. Ensure remedial measures properly implemented.	within 3 working days of notification; Implement the agreed proposals; 4. Amend proposal if appropriate.
2.Exceedance for two or more consecutive samples	1. Notify IEC, ER, Contractor and EPD; 2. Identify source; 3. Repeat measurement to confirm findings; 4. Increase monitoring frequency to daily; 5. Carry out analysis of Contractor's working procedures to determine possible mitigation to be implemented; 6. Arrange meeting with IEC and ER to discuss the remedial actions to be taken; 7. Assess effectiveness of Contractor's remedial actions and keep IEC, EPD and ER informed of the results; 8. If exceedance stops, cease additional monitoring.	1. Discuss amongst ER, ET, and Contractor on the potential remedial actions; 2. Review Contractor's remedial actions whenever necessary to assure their effectiveness and advise the ER accordingly; 3. Supervise the implementation of remedial measures.	1. Confirm receipt of notification of failure in writing; 2. Notify Contractor; 3. In consultation with the IEC, agree with the Contractor on the remedial measures to be implemented; 4. Ensure remedial measures properly implemented; 5. If exceedance continues, consider what portion of the work is responsible and instruct the Contractor to stop that portion of work until the exceedance is abated.	1. Take immediate action to avoid further exceedance; 2. Submit proposals for remedial actions to IEC within 3 working days of notification; 3. Implement the agreed proposals; 4. Resubmit proposals if problem still not under control; 5. Stop the relevant portion of works as determined by the ER until the exceedance is abated.

Note:

ET – Environmental Team

ER – Engineer's Representative

IEC – Independent Environmental Checker

Appendix E

Noise Event-Action Plan (EAP)

EVENT	ACTION			
	ET	IEC	ER	CONTRACTOR
Action Level	1. Identify source, investigate the causes of exceedance and propose remedial measures; 2. Notify IEC and Contractor; 3. Report the results of investigation to the IEC, ER and Contractor; 4. Discuss with the Contractor and formulate remedial measures; 5. Increase monitoring frequency to check mitigation effectiveness.	1. Review the analysed results submitted by the ET; 2. Review the proposed remedial measures by the Contractor and advise the ER accordingly; 3. Supervise the implementation of remedial measures.	1. Confirm receipt of notification of failure in writing; 2. Notify Contractor; 3. Require Contractor to propose remedial measures for the analysed noise problem; 4. Ensure remedial measures are properly implemented	1. Submit noise mitigation proposals to IEC; 2. Implement noise mitigation proposals.

Note:

ET – Environmental Team

IEC – Independent Environmental Checker

ER – Engineer’s Representative

Appendix F

Environmental Mitigation Implementation Schedule (EMIS)

Environmental Mitigation Implementation Schedule –
Contract No. HY/2018/02 (Kai Tak East)

EIA Ref.	EM&A Log Ref.	Recommended Mitigation Measures	Objectives of the Recommended Measures & Main Concerns to address	Implementation Agent	Location / Timing	Implementation Stage	Requirements and/or standards to be achieved	Implementation Status
Construction Dust Impact								
S4.3.10	D1	The contractor shall follow the procedures and requirements given in the Air Pollution Control (Construction Dust) Regulation	Minimize dust impact at the nearby sensitive receivers	Contractor	All construction sites	Construction stage	<ul style="list-style-type: none"> • APCO • To control the dust impact To meet HKAQO and TM-EIA criteria 	<ul style="list-style-type: none"> • Implemented and rectified after observation
S4.3.10	D2	<ul style="list-style-type: none"> • Mitigation measures in form of regular watering under a good site practice should be adopted. Watering once per hour on exposed worksites and haul road should be conducted to achieve dust removal efficiencies of 91.7%. While the above watering frequencies are to be followed, the extent of watering may vary depending on actual site conditions but should be sufficient to maintain an equivalent intensity of no less than 1.3 L/m² to achieve the dust removal efficiency. 	Minimize dust impact at the nearby sensitive receivers	Contractor	All construction sites	Construction stage	<ul style="list-style-type: none"> • APCO • To control the dust impact To meet HKAQO and TM-EIA criteria 	<ul style="list-style-type: none"> • Implemented
S4.3.10	D3	<ul style="list-style-type: none"> • Proper watering at exposed spoil should be undertaken throughout the construction phase; • Any excavated or stockpile of dusty material should be covered entirely by impervious sheeting or sprayed with water to maintain the entire surface wet and then removed or backfilled or reinstated where practicable within 24 hours of the excavation or unloading; • Any dusty materials remaining after a stockpile is removed should be wetted with water and cleared from the surface of roads; • A stockpile of dusty material should not be 	Minimize dust impact at the nearby sensitive receivers	Contractor	All construction sites	Construction stage	<ul style="list-style-type: none"> • APCO • To control the dust impact To meet HKAQO and TM-EIA criteria 	<ul style="list-style-type: none"> • Implemented

Environmental Mitigation Implementation Schedule –
 Contract No. HY/2018/02 (Kai Tak East)

EIA Ref.	EM&A Log Ref.	Recommended Mitigation Measures	Objectives of the Recommended Measures & Main Concerns to address	Implementation Agent	Location / Timing	Implementation Stage	Requirements and/ or standards to be achieved	Implementation Status
		<p>extended beyond the pedestrian barriers, fencing or traffic cones;</p> <ul style="list-style-type: none"> • The load of dusty materials on a vehicle leaving a construction site should be covered entirely by impervious sheeting to ensure that the dusty materials do not leak from the vehicle. • Where practicable, vehicle washing facilities with high pressure water jet should be provided at every discernible or designated vehicle exit point. The area where vehicle washing takes place and the road section between the washing facilities and the exit point should be paved with concrete, bituminous materials or hardcores; • When there are open excavation and reinstatement works, hoarding of not less than 2.4m high should be provided and properly maintained as far as practicable along the site boundary with provision for public crossing. Good site practice shall also be adopted by the Contractor to ensure the conditions of the hoardings are properly maintained throughout the construction period; • The portion of any road leading only to construction site that is within 30m of a vehicle entrance or exit should be kept clear of dusty materials; • Surfaces where any pneumatic or power-driven drilling, cutting, polishing or other mechanical breaking operation takes place should be sprayed with water or a dust suppression chemical 						

Environmental Mitigation Implementation Schedule –
 Contract No. HY/2018/02 (Kai Tak East)

EIA Ref.	EM&A Log Ref.	Recommended Mitigation Measures	Objectives of the Recommended Measures & Main Concerns to address	Implementation Agent	Location / Timing	Implementation Stage	Requirements and/or standards to be achieved	Implementation Status
		continuously; <ul style="list-style-type: none"> Any area that involves demolition activities should be sprayed with water or a dust suppression chemical immediately prior to, during and immediately after the activities so as to maintain the entire surface wet; Any skip hoist for material transport should be totally enclosed by impervious sheeting; Every stock of more than 20 bags of cement or dry-pulverised fuel ash (PFA) should be covered entirely by impervious sheeting or placed in an area sheltered on the top and the 3 sides; Loading, unloading, transfer, handling or storage of bulk cement or dry PFA should be carried out in a totally enclosed system or facility, and any vent or exhaust should be fitted with an effective fabric filter or equivalent air pollution control system Exposed earth should be properly treated by compaction, turfing, hydroseeding, vegetation planting or sealing with latex, vinyl, bitumen, shotcrete or other suitable surface stabilizer within six months after the last construction activity on the construction site or part of the construction site where the exposed earth lies. 						
S4.3.10	D6	Implement regular dust monitoring under EM&A programme during the construction stage.	Monitoring of dust impact	Contractor	Selected rep. dust monitoring station	Construction stage	<ul style="list-style-type: none"> TM-EIA 	<ul style="list-style-type: none"> Implemented
Construction Noise (Airborne)								

Environmental Mitigation Implementation Schedule –
Contract No. HY/2018/02 (Kai Tak East)

EIA Ref.	EM&A Log Ref.	Recommended Mitigation Measures	Objectives of the Recommended Measures & Main Concerns to address	Implementation Agent	Location / Timing	Implementation Stage	Requirements and/ or standards to be achieved	Implementation Status
S5.4.1	N1	Implement the following good site practices: <ul style="list-style-type: none"> • Only well-maintained plant should be operated on-site and plant should be serviced regularly during the construction programme; • Machines and plant (such as trucks, cranes) that may be in intermittent use should be shut down between work periods or should be throttled down to a minimum; • Plant known to emit noise strongly in one direction, where possible, be orientated so that the noise is directed away from nearby NSRs; • Silencers or mufflers on construction equipment should be properly fitted and maintained during the construction works; • Mobile plant should be sited as far away from NSRs as possible and practicable; • Material stockpiles, mobile container site office and other structures should be effectively utilized, where practicable, to screen noise from on-site construction activities. 	Control construction airborne noise	Contractor	All construction sites	Construction stage	• Annex 5, TM-EIAO	• Implemented
S5.4.1	N2	Install temporary hoarding located on the site boundaries between noisy construction activities and NSRs. The conditions of hoardings shall be properly maintained throughout the construction period.	Reduce the construction noise levels at low-level zone of NSRs through partial screening	Contractor	All construction sites	Construction stage	• Annex 5, TM-EIAO	• Implemented
S5.4.1	N3	Install movable noise barriers (typical design is wooden framed barrier with a small-cantilevered on a skid footing with 25mm thick internal sound absorptive lining), acoustic mat or full enclosure, screen the noisy	Screen the noisy plant items to be used at all construction	Contractor	All construction sites where practicable	Construction stage	• Annex 5, TM-EIAO	• Implemented

Environmental Mitigation Implementation Schedule –
Contract No. HY/2018/02 (Kai Tak East)

EIA Ref.	EM&A Log Ref.	Recommended Mitigation Measures	Objectives of the Recommended Measures & Main Concerns to address	Implementation Agent	Location / Timing	Implementation Stage	Requirements and/ or standards to be achieved	Implementation Status
		plants including air compressors, generators and handheld breakers, etc.	sites					
S5.4.1	N4	Use 'Quiet plant'	Reduce the noise levels of plant items	Contractor	All construction sites where practicable	Construction stage	• Annex 5, TM-EIAO	• Implemented
S5.4.1	N5	Loading/ unloading activities should be carried out inside the full enclosure of mucking out points.	Reduce the noise levels of loading/ unloading activities	Contractor	Mucking out locations	Construction stage	• Annex 5, TM-EIAO	• Implemented
S5.4.1	N6	Sequencing operation of construction plants where practicable.	Operate sequentially within the same work site to reduce the construction airborne noise	Contractor	All construction sites where practicable	Construction stage	• Annex 5, TM-EIAO	• Implemented
S5.4.1	N7	Implement a noise monitoring programme under EM&A programme.	Monitor the construction noise levels at the selected representative locations	Contractor	Selected rep. noise monitoring station	Construction stage	• TM-EIAO	• Implemented
Water Quality (Construction Phase)								

Environmental Mitigation Implementation Schedule –
 Contract No. HY/2018/02 (Kai Tak East)

EIA Ref.	EM&A Log Ref.	Recommended Mitigation Measures	Objectives of the Recommended Measures & Main Concerns to address	Implementation Agent	Location / Timing	Implementation Stage	Requirements and/ or standards to be achieved	Implementation Status
S6.9.1.1	W1	<p>In accordance with the Practice Note for Professional Persons on Construction Site Drainage, Environmental Protection Department, 1994 (ProPECC PN1/94), construction phase mitigation measures shall include the following:</p> <p><u>Construction Runoff</u></p> <ul style="list-style-type: none"> • At the start of site establishment, perimeter cut-off drains to direct off-site water around the site should be constructed with internal drainage works and erosion and sedimentation control facilities implemented. Channels (both temporary and permanent drainage pipes and culverts), earth bunds or sand bag barriers should be provided on site to direct stormwater to silt removal facilities. The design of the temporary on-site drainage system will be undertaken by the contractor prior to the commencement of construction; • The dikes or embankments for flood protection should be implemented around the boundaries of earthwork areas. Temporary ditches should be provided to facilitate the runoff discharge into an appropriate watercourse, through a silt/ sediment trap. The sediment/ silt traps should be incorporated in the permanent drainage channels to enhance deposition rates; • The design of efficient silt removal facilities should be based on the guidelines in Appendix A1 of ProPECC PN 1/94, which states that the retention time for silt/ sand traps should be 5 minutes under 	To minimize water quality impact from the construction site runoff and general construction activities	Contractor	All construction sites where practicable	Construction stage	<ul style="list-style-type: none"> • Water Pollution Control Ordinance • ProPECC PN 1/94 • TM-EIAO • TM-DSS 	<ul style="list-style-type: none"> • Implemented

Environmental Mitigation Implementation Schedule –
 Contract No. HY/2018/02 (Kai Tak East)

EIA Ref.	EM&A Log Ref.	Recommended Mitigation Measures	Objectives of the Recommended Measures & Main Concerns to address	Implementation Agent	Location / Timing	Implementation Stage	Requirements and/ or standards to be achieved	Implementation Status
		<p>maximum flow conditions. Sizes may vary depending upon the flow rate, but for a flow rate of 0.1 m³/s a sedimentation basin of 30 m³ would be required and for a flow rate of 0.5 m³/s the basin would be 150 m³. The detailed design of the sand/ silt traps shall be undertaken by the contractor prior to the commencement of construction;</p> <ul style="list-style-type: none"> • All exposed earth areas should be completed and vegetated as soon as possible after earthworks have been completed, or alternatively, within 14 days of the cessation of earthworks where practicable. Exposed slope surfaces should be covered by tarpaulin or other means; • The overall slope of the site should be kept to a minimum to reduce the erosive potential of surface water flows, and all traffic areas and access roads protected by coarse stone ballast. An additional advantage accruing from the use of crushed stone is the positive traction gained during prolonged periods of inclement weather and the reduction of surface sheet flows; • All drainage facilities and erosion and sediment control structures should be regularly inspected and maintained to ensure proper and efficient operation at all times and particularly following rainstorms. Deposited silt and grit should be removed regularly and disposed of by spreading evenly over stable, vegetated areas; • Measures should be taken to minimize the ingress 						

Environmental Mitigation Implementation Schedule –
 Contract No. HY/2018/02 (Kai Tak East)

EIA Ref.	EM&A Log Ref.	Recommended Mitigation Measures	Objectives of the Recommended Measures & Main Concerns to address	Implementation Agent	Location / Timing	Implementation Stage	Requirements and/or standards to be achieved	Implementation Status
		<p>of site drainage into excavations. If the excavation of trenches in wet periods is necessary, they should be dug and backfilled in short sections wherever practicable. Water pumped out from trenches or foundation excavations should be discharged into storm drains via silt removal facilities;</p> <ul style="list-style-type: none"> • Open stockpiles of construction materials (for example, aggregates, sand and fill material) of more than 50m³ should be covered with tarpaulin or similar fabric during rainstorms. Measures should be taken to prevent the washing away of construction materials, soil, silt or debris into any drainage system; • Manholes should always be adequately covered and temporarily sealed so as to prevent silt, construction materials or debris being washed into the drainage system and storm runoff being directed into foul sewers; • Precautions be taken at any time of year when rainstorms are likely, actions to be taken when a rainstorm is imminent or forecasted, and actions to be taken during or after rainstorms are summarized in Appendix A2 of ProPECC PN 1/94. Particular attention should be paid to the control of silty surface runoff during storm events, especially for areas located near steep slopes; • All vehicles and plant should be cleaned before leaving a construction site to ensure no earth, mud, debris and the like is deposited by them on roads. An adequately designed and site wheel washing 						

Environmental Mitigation Implementation Schedule –
 Contract No. HY/2018/02 (Kai Tak East)

EIA Ref.	EM&A Log Ref.	Recommended Mitigation Measures	Objectives of the Recommended Measures & Main Concerns to address	Implementation Agent	Location / Timing	Implementation Stage	Requirements and/ or standards to be achieved	Implementation Status
		<p>facilities should be provided at every construction site exit where practicable. Wash-water should have sand and silt settled out and removed at least on a weekly basis to ensure the continued efficiency of the process. The section of access road leading to, and exiting from, the wheel wash bay to the public road should be paved with sufficient backfall toward the wheel wash bay to prevent vehicle tracking of soil and silty water to public roads and drains;</p> <ul style="list-style-type: none"> • Oil interceptors should be provided in the drainage system downstream of any oil/ fuel pollution sources. The oil interceptors should be emptied and cleaned regularly to prevent the release of oil and grease into the storm water drainage system after accidental spillage. A bypass should be provided for the oil interceptors to prevent flushing during heavy rain; • Construction solid waste, debris and rubbish on site should be collected, handled and disposed of properly to avoid water quality impacts; • All fuel tanks and storage areas should be provided with locks and sited on sealed areas, within bunds of a capacity equal to 110% of the storage capacity of the largest tank to prevent spilled fuel oils from reaching water sensitive receivers nearby; • Adopt best management practices; • All earth works should be conducted sequentially to limit the amount of construction runoff generated from exposed areas during the wet 						

Environmental Mitigation Implementation Schedule –
 Contract No. HY/2018/02 (Kai Tak East)

EIA Ref.	EM&A Log Ref.	Recommended Mitigation Measures	Objectives of the Recommended Measures & Main Concerns to address	Implementation Agent	Location / Timing	Implementation Stage	Requirements and/ or standards to be achieved	Implementation Status
		season (April to September) as far as practicable.						
S6.9.1.2	W2	<p><u>Tunneling Works and Underground Works</u></p> <ul style="list-style-type: none"> • Cut-&-cover tunneling work should be conducted sequentially to limit the amount of construction runoff generated from exposed areas during the wet season (April to September) as far as practicable. • Uncontaminated discharge should pass through sedimentation tanks prior to off-site discharge; • The wastewater with a high concentration of SS should be treated (e.g. by sedimentation tanks with sufficient retention time) before discharge. Oil interceptors would also be required to remove the oil, lubricants and grease from the wastewater; • Direct discharge of the bentonite slurry (as a result of D-wall) is not allowed. It should be reconditioned and reused wherever practicable. Temporary storage locations (typically a properly closed warehouse) should be provided on site for any unused bentonite that needs to be transported away after all the related construction activities area completed. The requirements in ProPECC PN 1/94 should be adhered to in the handling and disposal of bentonite slurries. 	To minimize construction water quality impact from tunneling works	Contractor	All tunneling portion	Construction stage	<ul style="list-style-type: none"> • Water Pollution Control Ordinance • ProPECC PN 1/94 • TM-DSS • TM-EIAO 	• N/A

Environmental Mitigation Implementation Schedule –
Contract No. HY/2018/02 (Kai Tak East)

EIA Ref.	EM&A Log Ref.	Recommended Mitigation Measures	Objectives of the Recommended Measures & Main Concerns to address	Implementation Agent	Location / Timing	Implementation Stage	Requirements and/ or standards to be achieved	Implementation Status
S6.9.1.3	W3	<p><u>Sewage Effluent</u></p> <ul style="list-style-type: none"> Portable chemical toilets and sewage holding tanks are recommended for handling the construction sewage generated by the workforce. A licensed contractor should be employed to provide appropriate and adequate portable toilets and be responsible for appropriate disposal and maintenance. 	To minimize water quality from sewage effluent	Contractor	All construction sites where practicable	Construction stage	<ul style="list-style-type: none"> Water Pollution Control Ordinance TM-DSS 	<ul style="list-style-type: none"> Implemented
S6.9.1.5	W4	<p><u>Groundwater from Potential Contaminated Area:</u></p> <ul style="list-style-type: none"> No direct discharge of groundwater from contaminated areas should be adopted. A discharge license under the WPCO through the Regional Office of EPD for groundwater discharge should be applied. Prior to the excavation works within these potentially contaminated areas, the groundwater quality should be reviewed during the process of discharge license application. The compliance to the Technical Memorandum on Standards for Effluents Discharged into Drainage on Sewerage Systems, Inland and Coastal Waters (TM-DSS) and the existence of prohibited substance should be confirmed. If the review results indicated that the groundwater to be generated from the excavation works would be contaminated, the contaminated groundwater should be either properly treated in compliance with the requirements of the TM-DSS or properly 	To minimize groundwater quality impact from contaminated area	Contractor	Excavation areas where contamination is found	Construction stage	<ul style="list-style-type: none"> Water Pollution Control Ordinance TM-DSS TM-EIAO 	<ul style="list-style-type: none"> Implemented

Environmental Mitigation Implementation Schedule –
 Contract No. HY/2018/02 (Kai Tak East)

EIA Ref.	EM&A Log Ref.	Recommended Mitigation Measures	Objectives of the Recommended Measures & Main Concerns to address	Implementation Agent	Location / Timing	Implementation Stage	Requirements and/ or standards to be achieved	Implementation Status
		<p>recharged into the ground.</p> <ul style="list-style-type: none"> • If wastewater treatment is deployed, the wastewater treatment unit shall deploy suitable treatment process (e.g. oil interceptor / activated carbon) to reduce the pollution level to an acceptable standard and remove any prohibited substances (e.g. TPH) to undetectable range. All treated effluent from wastewater treatment plant shall meet the requirements as stated in TM-DSS and should be discharged into the foul sewers. • If groundwater recharging wells are deployed, recharging wells should be installed as appropriate for recharging the contaminated groundwater back into the ground. The recharging wells should be selected at places where the groundwater quality will not be affected by the recharge operation as indicated in the Section 2.3 of TM-DSS. The baseline groundwater quality shall be determined prior to the selection of the recharge wells, and submit a working plan (including the laboratory analytical results showing the quality of groundwater at the proposed recharge location(s) as well as the pollutant levels of groundwater to be recharged) to EPD for agreement. Pollution levels of groundwater to be recharged shall not be higher than pollutant levels of ambient groundwater at the recharge well. Prior to recharge, any prohibited substances such as TPH products should be 						

Environmental Mitigation Implementation Schedule –
Contract No. HY/2018/02 (Kai Tak East)

EIA Ref.	EM&A Log Ref.	Recommended Mitigation Measures	Objectives of the Recommended Measures & Main Concerns to address	Implementation Agent	Location / Timing	Implementation Stage	Requirements and/ or standards to be achieved	Implementation Status
		removed as necessary by installing the petrol interceptor.						
S6.9.1.6	W6	<p><u>Accidental Spillage</u></p> <p>In order to prevent accidental spillage of chemicals, the following is recommended:</p> <ul style="list-style-type: none"> All the tanks, containers, storage area should be bunded and the locations should be locked as far as possible from the sensitive watercourse and stormwater drains; The Contractor should register as a chemical waste producer if chemical wastes would be generated. Storage of chemical waste arising from the construction activities should be stored with suitable labels and warnings. <p>Disposal of chemical wastes should be conducted in compliance with the requirements as stated in the Waste Disposal (Chemical Waste) (General) Regulation.</p>	To minimize water quality impact from accidental spillage	Contractor	All construction site where practicable	Construction stage	<ul style="list-style-type: none"> Water Pollution Control Ordinance ProPECC PN 1/94 TM-EIAO TM-DSS 	<ul style="list-style-type: none"> Implemented
Waste Management (Construction Waste)								
S7.4.1	WM1	<p><u>On-site sorting of C&D material</u></p> <ul style="list-style-type: none"> Geological assessment should be carried out by competent persons on site during excavation to identify materials which are not suitable to use as aggregate in structural concrete (e.g. volcanic rock, Aplite dyke rock, etc.). Volcanic rock and Aplite dyke rock should be separated at the source sites 	Separation of unsuitable rock from ending up at concrete batching plants and be turned into concrete for structural use	Contractor	All construction sites	Construction stage	<ul style="list-style-type: none"> DEVB (W) No. 6/2010 	<ul style="list-style-type: none"> N/A

Environmental Mitigation Implementation Schedule –
Contract No. HY/2018/02 (Kai Tak East)

EIA Ref.	EM&A Log Ref.	Recommended Mitigation Measures	Objectives of the Recommended Measures & Main Concerns to address	Implementation Agent	Location / Timing	Implementation Stage	Requirements and/ or standards to be achieved	Implementation Status
		as far as practicable and stored at designated stockpile area preventing them from delivering to crushing facilities. The crushing plant operator should also be reminded to set up measures to prevent unsuitable rock from ending up at concrete batching plants and be turned into concrete for structural use. Details regarding control measures at source site and crushing facilities should be submitted by the Contractor for the Engineer to review and agree. In addition, site records should also be kept for the types of rock materials excavated and the traceability of delivery will be ensured with the implementation of Trip Ticket System and enforced by site supervisory staff as stipulated under DEVB TC(W) No. 6/2010 for tracking of the correct delivery to the rock crushing facilities for processing into aggregates. Alternative disposal option for the reuse of volcanic rock and Aplite Dyke rock, etc. should be explored.						
S7.5.1	WM2	<p><u>Construction and Demolition Material</u></p> <ul style="list-style-type: none"> • Maintain temporary stockpiles and reuse excavated fill material for backfilling and reinstatement; • Carry out on-site sorting; • Make provisions in the Contract documents to allow and promote the use of recycled aggregates where appropriate; • Adopt 'selective demolition' technique to demolish the existing structures and facilities with a view to recovering broken concrete effectively for recycling 	Good site practice to minimize the waste generation and recycle the C&D materials as far as practicable so as to reduce the amount for final	Contractor	All construction sites	Construction stage	<ul style="list-style-type: none"> • Land (Miscellaneous Provisions) Ordinance • Waste Disposal Ordinance • ETWB TCW No. 19/2005 	• Implemented

Environmental Mitigation Implementation Schedule –
Contract No. HY/2018/02 (Kai Tak East)

EIA Ref.	EM&A Log Ref.	Recommended Mitigation Measures	Objectives of the Recommended Measures & Main Concerns to address	Implementation Agent	Location / Timing	Implementation Stage	Requirements and/or standards to be achieved	Implementation Status
		<p>purpose, where possible;</p> <ul style="list-style-type: none"> Implement a trip-ticket system for each works contract to ensure that the disposal of C&D materials are properly documented and verified; and Implement an enhanced Waste Management Plan similar to ETWBTC (Works) No. 19/2005 – “Environmental Management on Construction Sites” to encourage on-site sorting of C&D materials and to minimize their generation during the course of construction. 	disposal					
S7.5.1	WM3	<p><u>C&D Waste</u></p> <ul style="list-style-type: none"> Standard formwork or pre-fabrication should be used as far as practicable in order to minimize the arising of C&D materials. The use of more durable formwork or plastic facing for the construction works should be considered. Use of wooden hoardings should not be used, as in other projects. Metal hoarding should be used to enhance the possibility of recycling. The purchasing of construction materials will be carefully planned in order to avoid over ordering and wastage; The Contractor should recycle as much of the C&D materials as possible on-site. Public fill and C&D waste should be segregated and stored in different containers or skips to enhance reuse or recycling of materials and their proper disposal. Where practicable, concrete and masonry can be crushed and used as fill. Steel reinforcement bar can be 	Good site practice to minimize the waste generation and recycle the C&D materials as far as practicable so as to reduce the amount for final disposal	Contractor	All construction sites	Construction stage	<ul style="list-style-type: none"> Land (Miscellaneous Provisions) Ordinance Waste Disposal Ordinance ETWB TCW No. 19/2005 	<ul style="list-style-type: none"> Implemented

Environmental Mitigation Implementation Schedule –
Contract No. HY/2018/02 (Kai Tak East)

EIA Ref.	EM&A Log Ref.	Recommended Mitigation Measures	Objectives of the Recommended Measures & Main Concerns to address	Implementation Agent	Location / Timing	Implementation Stage	Requirements and/ or standards to be achieved	Implementation Status
		used by scrap steel mills. Different areas of the sites should be considered for such segregation and storage.						
S7.5.1	WM4	<p><u>Excavated Contaminated Soils</u></p> <ul style="list-style-type: none"> Details of the mitigation measures on handling of the contaminated soil shall be referred to Section on Land Contamination below. 	The contaminated soil will be excavated for on-site reuse	Contractor	PBH4	Prior to commencement of construction works within the contaminated area	<ul style="list-style-type: none"> Practice Guide (PG) for Investigation and Remediation of Contaminated Land GN/GM for land contamination 	<ul style="list-style-type: none"> Implemented
S7.5.1	WM5	<p><u>Land-based Sediment</u></p> <ul style="list-style-type: none"> All construction plant and equipment shall be designed and maintained to minimize the risk of silt, sediments, contaminants or other pollutants being released into the water column or deposited in the locations other than designated location; All vessels shall be sized such that adequate draft is maintained between vessels and the sea bed at all states of the tide to ensure that undue turbidity is not generated by turbulence from vessel movement or propeller wash; Before moving the vessels which are used for transporting dredged material, excess material shall be cleaned from the decks and exposed fittings of vessels and the excess materials shall never be dumped into the sea except at the 	To control pollution due to marine sediment	Contractor	Along CKR alignment	Construction stage	<ul style="list-style-type: none"> ETWB TCW No. 34/2002 	<ul style="list-style-type: none"> Implemented

Environmental Mitigation Implementation Schedule –
 Contract No. HY/2018/02 (Kai Tak East)

EIA Ref.	EM&A Log Ref.	Recommended Mitigation Measures	Objectives of the Recommended Measures & Main Concerns to address	Implementation Agent	Location / Timing	Implementation Stage	Requirements and/ or standards to be achieved	Implementation Status
		<p>approved locations;</p> <ul style="list-style-type: none"> • Adequate freeboard shall be maintained on barges to ensure that decks are not washed by wave action. • The Contractors shall monitor all vessels transporting material to ensure that no dumping outside the approved location takes place. The Contractor shall keep and produce logs and other records to demonstrate compliance and that journeys are consistent with designated locations and copies of such records shall be submitted to the engineers; • The Contractors shall comply with the conditions in the dumping licence. • All bottom dumping vessels (Hopper barges) shall be fitted with tight fittings seals to their bottom openings to prevent leakage of material; • The material shall be placed into the disposal pit by bottom dumping; • Contaminated marine mud shall be transported by spit barge of not less than 750m3 capacity and capable of rapid opening and discharge at the disposal site; • Discharge shall be undertaken rapidly and the hoppers shall be closed immediately. Material adhering to the sides of the hopper shall not be washed out of the hopper and the hopper shall remain closed until the barge returns to the disposal site. • For Type 3 special disposal treatment, sealing of 						

Environmental Mitigation Implementation Schedule –
Contract No. HY/2018/02 (Kai Tak East)

EIA Ref.	EM&A Log Ref.	Recommended Mitigation Measures	Objectives of the Recommended Measures & Main Concerns to address	Implementation Agent	Location / Timing	Implementation Stage	Requirements and/ or standards to be achieved	Implementation Status
		contaminant with geosynthetic containment before dropping designated mud pit would be a possible arrangement. A geosynthetic containment method is a method whereby the sediments are sealed in geosynthetic containers and, the containers would be dropped into the designated contaminated mud pit where they would be covered by further mud disposal and later by the mud pit capping at the disposal site, thereby fulfilling the requirements for fully confined mud disposal.						
S7.5.1	WM6	<p><u>Chemical Waste</u></p> <ul style="list-style-type: none"> • Chemical waste that is produced, as defined by Schedule 1 of the Waste Disposal (Chemical Waste) (General) Regulation, should be handled in accordance with the Code of Practice on the Packaging, Labelling and Storage of Chemical Wastes; • Containers used for the storage of chemical wastes should be suitable for the substance they are holding, resistant to corrosion, maintained in a good condition, and securely closed, have a capacity of less than 450 L unless the specification has been approved by EPD, and display a label in English and Chinese in accordance with instructions prescribed in Schedule 2 of the regulation; • The storage area for chemical wastes should be clearly labelled and used solely for the storage of chemical waste, enclosed on at least 3 sides, have an impermeable floor and bunding of sufficient 	Control the chemical waste and ensure proper storage, handling and disposal	Contractor	All construction sites	Construction stage	<ul style="list-style-type: none"> • Waste Disposal (Chemical Waste) (General) Regulation • Code of Practice on the Packaging, Labelling and Storage of Chemical Waste 	<ul style="list-style-type: none"> • Implemented and rectified after observation

Environmental Mitigation Implementation Schedule –
 Contract No. HY/2018/02 (Kai Tak East)

EIA Ref.	EM&A Log Ref.	Recommended Mitigation Measures	Objectives of the Recommended Measures & Main Concerns to address	Implementation Agent	Location / Timing	Implementation Stage	Requirements and/ or standards to be achieved	Implementation Status
		capacity to accommodate 110% of the volume of the largest container or 20% of the total volume of waste stored in that area, whichever is the greatest, have adequate ventilation, covered to prevent rainfall entering, and arranged so that incompatible materials are adequately separated; <ul style="list-style-type: none"> Disposal of chemical waste should be via a licensed waste collector, be to a facility licensed to receive chemical waste, such as the Chemical Waste Treatment Centre which also offers a chemical waste collection service and can supply the necessary storage containers, or be to a reuser of the waste, under approval from EPD. 						
S7.5.1	WM7	<u>General Refuse</u> <ul style="list-style-type: none"> General refuse generated on-site should be stored in enclosed bins or compaction units separately from construction and chemical wastes; A reputable waste collector should be employed by the Contractor to remove general refuse from the site, separately from construction and chemical wastes, on a daily basis to minimize odour, pest and litter impacts. Burning of refuse on construction sites is prohibited by law. Aluminum cans are often recovered from the waste stream by individual collectors if they are segregated and made easily accessible. Separate labelled bins for their deposit should be provided if feasible; Office wastes can be reduced through the recycling of paper if volumes are large enough to warrant 	Minimize production of the general refuse and avoid odour, pest and litter impacts	Contractor	All construction sites	Construction stage	<ul style="list-style-type: none"> Waste Disposal Ordinance 	<ul style="list-style-type: none"> Implemented

Environmental Mitigation Implementation Schedule –
Contract No. HY/2018/02 (Kai Tak East)

EIA Ref.	EM&A Log Ref.	Recommended Mitigation Measures	Objectives of the Recommended Measures & Main Concerns to address	Implementation Agent	Location / Timing	Implementation Stage	Requirements and/ or standards to be achieved	Implementation Status
		collection. Participation in a local collection scheme should be considered by the Contractor.						
Land Contamination								
S8.9 & Appendix 8.4	LC2	<p><u>Excavation of the Contaminated Soil</u></p> <ul style="list-style-type: none"> • Prior to commencement of the excavation works at the contamination zone, the zone should be clearly marked out on site and the surface levels recorded. Excavation of contaminated material should be undertaken using dedicated earth-moving plant. • The excavated contaminated soils would be stockpiled at designated area on site and covered by sheet to prevent dispersion of contamination during stockpiling. • The Contractor should pay attention to the selection of suitable groundwater lowering schemes and discharge points if the groundwater table is higher than the contaminated soils during excavation. The Contractor should also obtain a valid Water Pollution Control Ordinance (WPCO) discharge licence from EPD where applicable. 	The contaminated soil will be excavated for on-site reuse	Contractor	PBH4	Prior to commencement of construction works within the contaminated area	<ul style="list-style-type: none"> • Practice Guide (PG) for Investigation and Remediation of Contaminated Land • Guidance Notes for Contaminated Land Assessment and Remediation • Guidance Manual for Use of Risk-Based Remediation Goals (RBRGs) for Contaminated Land Management 	<ul style="list-style-type: none"> • N/A
S8.9 & Appendix 8.4	LC3	<ul style="list-style-type: none"> • Following completion of the excavation to the specified depth, at least one sample from the base of the excavation and four samples evenly distributed along the boundary of the excavation shall be taken for a closure assessment testing. The acceptance criterion is shown below: 						<ul style="list-style-type: none"> • N/A

Environmental Mitigation Implementation Schedule –
 Contract No. HY/2018/02 (Kai Tak East)

EIA Ref.	EM&A Log Ref.	Recommended Mitigation Measures	Objectives of the Recommended Measures & Main Concerns to address	Implementation Agent	Location / Timing	Implementation Stage	Requirements and/ or standards to be achieved	Implementation Status						
		<table border="1"> <tr> <td>Locations</td> <td>Testing requirement</td> <td>Acceptance Criteria</td> </tr> <tr> <td>PBH4</td> <td>PCBs</td> <td>RBRGs (Public Park)</td> </tr> </table> <ul style="list-style-type: none"> If the results of analysis below the RBRGs (Public Park), no further excavation will be required. <p>If the analysis indicates presence of contamination (i.e. noncompliance of the acceptance criteria), further excavation shall be carried out in 0.5m increment vertically and/or horizontally depending on the location(s) of the sample(s) which has exceeded the acceptance criteria. Further sampling shall also be conducted for compliance testing. The process of excavation, sampling and compliance testing should continue until all contaminated materials are removed and should be supervised by a Land Contamination Specialist.</p>	Locations	Testing requirement	Acceptance Criteria	PBH4	PCBs	RBRGs (Public Park)						
Locations	Testing requirement	Acceptance Criteria												
PBH4	PCBs	RBRGs (Public Park)												
Appendix 8.4	LC4	A Remediation Report (RR) to demonstrate adequate clean-up shall be prepared and submitted to EPD for endorsement prior to the commencement of any construction/development works within the sites. No construction/development works shall be carried out prior to the endorsement of the RR by EPD.						<ul style="list-style-type: none"> N/A 						
Hazard to Life														

Environmental Mitigation Implementation Schedule –
Contract No. HY/2018/02 (Kai Tak East)

EIA Ref.	EM&A Log Ref.	Recommended Mitigation Measures	Objectives of the Recommended Measures & Main Concerns to address	Implementation Agent	Location / Timing	Implementation Stage	Requirements and/ or standards to be achieved	Implementation Status
S9.18	H8	The driver and his assistant should be physically healthy, experienced and have good safe driving records. The driver should hold a proper driving licence for the approved transport truck. Dedicated training programme and regular road safety briefing sessions/ workshops should be provided to enhance their safe driving attitude and practice. Smoking should be strictly prohibited.	To reduce the risk during explosives transport	Contractor	Works areas at which explosives would be used	Construction stage	-	• N/A
S9.18	H9	Emergency response plans in case of road accident should be prepared and implemented. The driver and his assistant should be familiar with the emergency procedures including evacuation, and proper communication/ fire-fighting equipment should be provided to the driver and his assistant.	To reduce the risk during explosives transport	Contractor	Works areas at which explosives would be used	Construction stage	-	• N/A
Landscape & Visual								
S10.10.1 Table 10.11	LV3	<p><u>Good Site Management</u></p> <ul style="list-style-type: none"> Large temporary stockpiles of excavated material shall be covered with unobtrusive sheeting to prevent dust and dirt spreading to adjacent landscape areas and vegetation, and to create a neat and tidy visual appearance. Construction plant and building material shall be orderly and carefully stored in order to create a neat and tidy visual appearance. 	Minimize visual impact	Contractor	Within Project site	Construction stage	-	• Implemented
S10.10.1 Table 10.11	LV4	<p><u>Screen Hoarding</u></p> <ul style="list-style-type: none"> Decorative screen hoarding should be erected to screen the public from the construction area. It should be designed to be compatible with the existing urban context. 	Minimize visual impact	Contractor	Within Project site	Construction stage	-	• Implemented

Environmental Mitigation Implementation Schedule –
 Contract No. HY/2018/02 (Kai Tak East)

EIA Ref.	EM&A Log Ref.	Recommended Mitigation Measures	Objectives of the Recommended Measures & Main Concerns to address	Implementation Agent	Location / Timing	Implementation Stage	Requirements and/ or standards to be achieved	Implementation Status
S10.10.1 Table 10.11	LV5	<u>Lighting Control during Construction</u> <ul style="list-style-type: none"> All lighting in the construction site shall be carefully controlled to minimize light pollution and night-time glare to nearby residencies and GIC. The Contractor shall consider other security measures, which shall minimize the visual impacts. 	Minimize visual impact	Contractor	Within Project site	Construction stage	-	• Implemented
S10.10.1 Table 10.11	LV6	<u>Erosion Control</u> <ul style="list-style-type: none"> The potential for soil erosion shall be reduced by minimizing the extent of vegetation disturbance on site and by providing a protective cover over newly exposed soil. 	Minimize landscape impact	Contractor	Within Project site	Construction stage	-	• Implemented
S10.10.1 Table 10.11	LV7	<u>Tree Protection & Preservation</u> <ul style="list-style-type: none"> Carefully protected during construction. Tree protection measures will be detailed at the Tree Removal Application stage and plans submitted to the relevant Government Department for approval in due course in accordance with ETWB TC no. 3/2006. 	Minimize landscape and visual impact	Contractor	Within Project site	Construction stage	<ul style="list-style-type: none"> 'Guidelines for Tree Risk Management and Assessment Arrangement on an Area Basis and on a Tree Basis', Greening, Landscape and Tree Management (GLTM) Section, DEVB Latest recommended horticultural practices from 	• Implemented

Environmental Mitigation Implementation Schedule –
Contract No. HY/2018/02 (Kai Tak East)

EIA Ref.	EM&A Log Ref.	Recommended Mitigation Measures	Objectives of the Recommended Measures & Main Concerns to address	Implementation Agent	Location / Timing	Implementation Stage	Requirements and/ or standards to be achieved	Implementation Status
							GLTM Section, DEVB	
S10.10.1 Table 10.11	LV8	<p><u>Tree Transplantation</u></p> <ul style="list-style-type: none"> For trees unavoidably affected by the Project that have to be removed, where practical transplantation will be chosen as the top priority method of removal. If this is not possible or practical compensatory planting will be provided for trees unavoidably felled (See LV10). For trees unavoidably affected by the Project works that are transplanted, transplantation must be carried out in accordance with ETWB TCW 2/2004 and 3/2006. 	Minimize landscape and visual impact	Contractor	Within Project site and designated off-site locations	Prior to Construction stage	<ul style="list-style-type: none"> ETWB TCW 3/2006 Latest recommended horticultural practices from Greening, Landscape and Tree Management (GLTM) Section, DEVB ETWB TCW 2/2004 	• N/A
S10.10.1 Table 10.11	LV9	<p><u>Compensatory Planting</u></p> <ul style="list-style-type: none"> For trees unavoidably affected by the Project that have to be removed, where practical transportation will be chosen as the top priority method of removal but if this is not possible or practical compensatory planting will be provided for trees unavoidably felled. All felled trees shall be compensated for by planting trees to the satisfaction of relevant Government projects. Required numbers and locations of compensatory trees shall be determined and agreed separately with Government during the Tree Felling 	Minimize visual impact and also enhance landscape	Contractor	Within Project site	Construction stage	<ul style="list-style-type: none"> ETWB TCW 3/2006 Latest recommended horticultural practices from Greening, Landscape and Tree Management (GLTM) Section, DEVB 	• N/A

Environmental Mitigation Implementation Schedule –
Contract No. HY/2018/02 (Kai Tak East)

EIA Ref.	EM&A Log Ref.	Recommended Mitigation Measures	Objectives of the Recommended Measures & Main Concerns to address	Implementation Agent	Location / Timing	Implementation Stage	Requirements and/ or standards to be achieved	Implementation Status
		<p>Application process under ETWBTC 3/2006.</p> <ul style="list-style-type: none"> Compensatory tree planting may be incorporated into public open spaces and along roadside amenity areas affected by the construction works and therefore be part of the bigger wider planting plans. Onsite compensation planting is preferred but if necessary, additional receptor sites outside the Works Area shall be agreed separately with Government during the Tree Felling Application process. 					<ul style="list-style-type: none"> ETWB TCW 2/2004 	
S10.10.1 Table 10.11	LV10	<p><u>Screen Planting</u></p> <ul style="list-style-type: none"> Tall screen/buffer trees, shrubs and climbers should be planted, in so far as is possible, to soften and screen proposed structures such as roads and central strip, vertical edges and buildings and to enhance streetscape greening effect where appropriate. Indiscriminate use of trees for screening must be avoided and the principle of 'right tree for the right place' must be followed. This detail will be provided at the Detailed Design stage. This measure may additionally form part of the compensatory planting and will improve and create a pleasant pedestrian environment. 	Minimize visual impact and also enhance landscape.	Contractor	Within Project Site	Construction Phase	<ul style="list-style-type: none"> Guidelines on Greening of Noise Barriers, issued April 2012, GLTMS, DevB ETWB TCW 2/2004 	<ul style="list-style-type: none"> N/A
S10.10.1 Table 10.11	LV12	<p><u>Reinstatement</u></p> <ul style="list-style-type: none"> All works areas, excavated areas and disturbed areas for tunnel construction and temporary road diversion or any other proposed works shall be reinstated to former conditions or better, with reasonable landscape treatment and to the satisfaction of the relevant Government 	Minimize landscape impact	Contractor	Within Project Site	Construction Phase	<ul style="list-style-type: none"> N/A 	<ul style="list-style-type: none"> N/A

Environmental Mitigation Implementation Schedule –
Contract No. HY/2018/02 (Kai Tak East)

EIA Ref.	EM&A Log Ref.	Recommended Mitigation Measures	Objectives of the Recommended Measures & Main Concerns to address	Implementation Agent	Location / Timing	Implementation Stage	Requirements and/ or standards to be achieved	Implementation Status
		departments. (Specific mitigation for disturbance to public open space is detailed separately under LV14)						
Cultural Heritage Impact (Construction Phase)								
S11.4.4	CH1	The contractor should be alerted during the construction on the possibility of locating archaeological remains and as a precautionary measure, AMO shall be informed immediately in case of discovery of antiquities or supposed antiquities in the subject sites.	To preserve any cultural heritage items which may be removed and damaged by the excavation	Contractor	During construction works for cut and cover tunnels	Construction stage	<ul style="list-style-type: none"> • AMOs requirements 	<ul style="list-style-type: none"> • Implemented
EM&A Project								
S13.2	EM1	An Independent Environmental Checker needs to be employed as per the EM&A Manual	Control EM&A Performance	Highways Department	All construction sites	Construction stage	<ul style="list-style-type: none"> • EIAO Guidance Note No. 4/2010 • TM-EIAO 	<ul style="list-style-type: none"> • Implemented
S13.2-13.4	EM2	<ul style="list-style-type: none"> • An Environmental Team needs to be employed as per the EM&A Manual; • Prepare a systematic Environmental Management Plan to ensure effective implementation of the mitigation measures; • An environmental impact monitoring needs to be implemented by the Environmental Team to ensure all the requirements given in the EM&A Manual are fully complied with. 	Perform environmental monitoring & auditing	Highways Department/ Contractor	All construction sites	Construction stage	<ul style="list-style-type: none"> • EIAO Guidance Note No. 4/2010 • TM-EIAO 	<ul style="list-style-type: none"> • Implemented

Appendix G

Monitoring Schedule of the Reporting Month

NOVEMBER 2021

SUNDAY	MONDAY	TUESDAY	WEDNESDAY	THURSDAY	FRIDAY	SATURDAY
31	1	2	3	4	5 Impact Dust monitoring (E-A1)	6
7	8	9	10	11 Impact Dust monitoring (E-A1)	12	13
14	15	16	17 Impact Dust monitoring (E-A1)	18	19	20
21	22	23 Impact Dust monitoring (E-A1)	24	25	26	27
28	29 Impact Dust monitoring (E-A1)	30	1	2	3	4
5	6					

Appendix H

Calibration Certificates

(Air Monitoring)



Website: www.acuityhk.com
 Unit C, 11/F, Ford Glory Plaza,
 Nos. 57-59 Wing Hong Street,
 Cheung Sha Wan, Kowloon.
 Tel.: (852) 2498 6655
 Fax: (852) 2498 9585

Sibata LD-5R K-Factor Verification Test by Total Suspended Particulates HVS Test Report

Verification Test Date: 27-Jun-21 to 1-Jul-21
 Next Verification Test Date: 1-Jul-22
 Unit-under-Test- Model No. Sibata LD-5R
 Unit-under-Test Serial No. 761173
 Our Report Reference No. RPT-21-HVS-0003

Standard Equipment Information			
Verification Equipment Type	Tisch's TSP HVS	Tish HVS Calibrator	
Standard Equipment Model No.	TE-5170X	TE-5028	
Equipment serial no.	MFC 1045	1050	
Last Calibration Date	17-Jun-21	24-Sep-20	
Next Calibration Date	17-Aug-21	24-Sep-21	

Verification Test No.	Date	Time			K-Factor	Counts/Minute (R)	Total Counts (C)	TSP Sample ID No.	Dust Concentration (ug/m3), (C)
		Start-time	End-time	Elapsed Time (in min)					
1	27/6/2021	1254.37	1257.37	180.00	0.00119	27.90	2652	R210872/1	33.33
2	27/6/2021	1258.44	1261.44	180.00	0.00096	61.70	1539	R210872/2	59.26
3	27/6/2021	1262.31	1265.31	180.00	0.00097	10.00	1983	R210872/3	9.72
4	1/7/2021	1265.84	1268.84	180.00	0.00093	78.30	2313	R210887/1	73.15
5	1/7/2021	1269.10	1272.10	180.00	0.00096	14.40	1407	R210887/2	13.89
6	1/7/2021	1272.50	1275.50	180.00	0.00084	28.50	1299	R210887/3	24.07

K-Factor to be inputted in LD-5R (corrected 1 decimal point): **1.0**

By Linear Regression of y on x:


slope, mh= 0.9280

intercept, ch= 1.4222

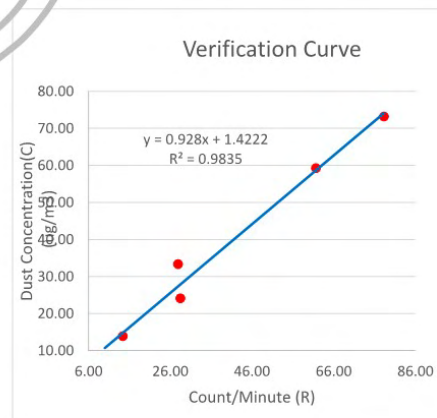
*Correlation Coefficient R= 0.9917

Verification Test Result: Strong Correlation, Results were accepted.

* If the Correlation Coefficient, R is <0.5. Checking and Re-verification are required.

Verified By: 
 Technical Manager

Date: 20-07-2021





RECALIBRATION DUE DATE:
August 3, 2022

Certificate of Calibration

Calibration Certification Information			
Cal. Date:	August 3, 2021	Rootsometer S/N:	438320
Operator:	Jim Tisch	Ta:	295 °K
Calibration Model #:	TE-5028A	Pa:	750.57 mm Hg
		Calibrator S/N:	3702

Run	Vol. Init (m3)	Vol. Final (m3)	ΔVol. (m3)	ΔTime (min)	ΔP (mm Hg)	ΔH (In H2O)
1	1	2	1	1.3170	4.1	1.50
2	3	4	1	1.0350	6.7	2.50
3	5	6	1	0.9420	8.0	3.00
4	7	8	1	0.8650	9.3	3.50
5	9	10	1	0.6540	16.2	6.00

Data Tabulation					
Vstd (m3)	Qstd (x-axis)	$\sqrt{\Delta H \left(\frac{Pa}{Pstd} \right) \left(\frac{Tstd}{Ta} \right)}$ (y-axis)	Va	Qa (x-axis)	$\sqrt{\Delta H (Ta/Pa)}$ (y-axis)
0.9922	0.7534	1.2233	0.9945	0.7552	0.7678
0.9887	0.9553	1.5793	0.9911	0.9576	0.9913
0.9870	1.0478	1.7300	0.9893	1.0503	1.0859
0.9853	1.1390	1.8686	0.9876	1.1417	1.1729
0.9761	1.4925	2.4466	0.9784	1.4960	1.5356
QSTD	m=	1.64554	QA	m=	1.03041
	b=	-0.00368		b=	-0.00231
	r=	0.99975		r=	0.99975

Calculations	
$Vstd = \Delta Vol \left(\frac{Pa - \Delta P}{Pstd} \right) \left(\frac{Tstd}{Ta} \right)$	$Va = \Delta Vol \left(\frac{Pa - \Delta P}{Pa} \right)$
$Qstd = Vstd / \Delta Time$	$Qa = Va / \Delta Time$
For subsequent flow rate calculations:	
$Qstd = 1/m \left(\left(\sqrt{\Delta H \left(\frac{Pa}{Pstd} \right) \left(\frac{Tstd}{Ta} \right)} \right) - b \right)$	$Qa = 1/m \left(\left(\sqrt{\Delta H (Ta/Pa)} \right) - b \right)$

Standard Conditions	
Tstd:	298.15 °K
Pstd:	760 mm Hg
Key	
ΔH:	calibrator manometer reading (in H2O)
ΔP:	rootsmeter manometer reading (mm Hg)
Ta:	actual absolute temperature (°K)
Pa:	actual barometric pressure (mm Hg)
b:	intercept
m:	slope

RECALIBRATION
US EPA recommends annual recalibration per 1998 40 Code of Federal Regulations Part 50 to 51, Appendix B to Part 50, Reference Method for the Determination of Suspended Particulate Matter in the Atmosphere, 9.2.17, page 30.

Tisch Environmental, Inc.
 145 South Miami Avenue
 village of Cleves, OH 45002

www.tisch-env.com
 TOLL FREE: (877)263-7610
 FAX: (513)467-9009

InnoTech Instrumentation Co. Ltd.
 創新科儀有限公司

HIVOL SAMPLER CALIBRATION DATA SHEET (TSP)

Site Information

Location:	Emax	Site ID:	Date:	05-Nov-2021	
Serial No.:	1049	Model:	TE-5170X	Operator:	Kate Wong

Ambient Condition

Corrected Pressure (mm Hg):	759.4	Temperature (deg K):	298.8
------------------------------------	--------------	-----------------------------	--------------

Calibration Orifice

Model:	TE-5028A	Slope:	1.64554
Serial No.:	3702	Intercept:	-0.00368
Calibration Due Date:	3-Aug-21	Corr. Coeff:	0.99975

Calibration Data

Plate or Test #	In, H2O (In)	Qa, X-Axis (m3/mIn)	I, CFM (chart)	IC, Y-Axis (corrected)
1	1.19	0.664	25.5	25.45
2	1.45	0.733	27.6	27.56
3	1.75	0.805	29.7	29.62
4	2.17	0.895	32.0	31.98
5	2.60	0.980	34.2	34.17

Sampler Calibration Relationship (Qa on x-axis, IC on y-axis)

m=	<u>27.4986</u>	b=	<u>7.3246</u>	Corr. Coeff=	<u>0.9994</u>
	Sampler set point(SSP)		<u>41 CFM</u>		

Calculations

$Q_{std} = 1/m[\sqrt{(H_2O(P_a/P_{std})(T_{std}/T_a))} - b]$
 $IC = I[\sqrt{(P_a/P_{std})(T_{std}/T_a)}]$
 Q_{std} = standard flow rate
 IC = corrected chart response
 I = actual chart response
 m = calibrator Q_{std} slope
 b = calibrator Q_{std} intercept
 T_a = actual temperature during calibration (deg K)
 P_a = actual pressure during calibration (mm Hg)
 T_{std} = 298 deg K
 P_{std} = 760 mm Hg
 For subsequent calculation of sampler flow:
 $(1.21 * m + b) / [\sqrt{(298/T_a)}(P_a/760)]$

m = sampler slope
 b = sampler intercept
 I = chart response
 T_{av} = average temperature
 P_{av} = average pressure

Checked by: 黃國偉 Date: 5-Nov-21

InnoTech Instrumentation Co. Ltd.
 創新科儀有限公司

HIVOL SAMPLER CALIBRATION DATA SHEET (TSP)

Site Information

Location:	Emax	Site ID:	Date:	23-Nov-2021	
Serial No:	1049	Model:	TE-5170X	Operator:	Kate Wong

Ambient Condition

Corrected Pressure (mm Hg):	765.9	Temperature (deg K):	289.3
------------------------------------	--------------	-----------------------------	--------------

Calibration Orifice

Model:	TE-5028A	Slope:	1.64554
Serial No.:	3702	Intercept:	-0.00368
Calibration Due Date:	3-Aug-21	Corr. Coeff:	0.99975

Calibration Data

Plate or Test #	In, H2O (In)	Qa, X-Axis (m3/mIn)	I, CFM (chart)	IC, Y-Axis (corrected)
1	1.23	0.689	23.6	24.06
2	1.45	0.747	25.7	26.15
3	1.73	0.816	27.9	28.43
4	2.03	0.884	30.3	30.86
5	2.37	0.956	32.3	32.95

Sampler Calibration Relationship (Qa on x-axis, IC on y-axis)

m=	<u>33.4714</u>	b=	<u>1.0893</u>	Corr. Coeff=	<u>0.9994</u>
	Sampler set point(SSP)		<u>41 CFM</u>		

Calculations

- | | |
|---|---------------------------|
| Qstd = $1/m[\text{Sqrt}(\text{H}_2\text{O}(\text{Pa}/\text{Pstd})(\text{Tstd}/\text{Ta})) - b]$ | m = sampler slope |
| IC = $I[\text{Sqrt}(\text{Pa}/\text{Pstd})(\text{Tstd}/\text{Ta})]$ | b = sampler intercept |
| Qstd = standard flow rate | I = chart response |
| IC = corrected chart response | Tav = average temperature |
| I = actual chart response | Pav = average pressure |
| m = calibrator Qstd slope | |
| b = calibrator Qstd intercept | |
| Ta = actual temperature during calibration (deg K) | |
| Pa = actual pressure during calibration (mm Hg) | |
| Tstd = 298 deg K | |
| Pstd = 760 mm Hg | |
| For subsequent calculation of sampler flow: | |
| $(1.21 * m + b) / [\text{Sqrt}(298/\text{Tav})(\text{Pav}/760)]$ | |

Checked by: 黃國偉 Date: 23-Nov-21

Appendix I

The Certification of Laboratory with HOKLAS Accredited Analytical Tests



Hong Kong Accreditation Service
香港認可處

Certificate of Accreditation

認可證書

This is to certify that
特此證明

ACUMEN LABORATORY AND TESTING LIMITED

浩科檢測中心有限公司

Lot 12, Tam Kon Shan Road, North Tsing Yi, New Territories, Hong Kong
香港新界青衣北担杆山路12路段

is accredited by the Hong Kong Accreditation Service (HKAS) to ISO/IEC 17025:2017
for performing specific laboratory activities as listed in the scope of accreditation within the test category of
獲香港認可處根據ISO/IEC 17025:2017認可
進行載於認可範圍內下述測試類別中的指定實驗室活動

Environmental Testing

環境測試

This accreditation to ISO/IEC 17025:2017 demonstrates technical competence for a defined scope and
the implementation of a management system relevant to laboratory operation
(see joint IAF-ILAC-ISO Communiqué).
此項 ISO/IEC 17025:2017 的認可資格證明此實驗室具備指定範圍內所須的技術能力並
實施一套與實驗室運作相關的管理體系
(見國際認可論壇、國際實驗室認可合作組織及國際標準化組織的聯合公報)。

The common seal of HKAS is affixed hereto by the authority of the HKAS Executive
現經香港認可處執行機關授權在此蓋上香港認可處的印章


SHUM Wai-leung, Executive Administrator
執行幹事 沈偉良
Issue Date: 2 December 2019
簽發日期: 二零一九年十二月二日
Registration Number: HOKLAS 241
註冊號碼:



Date of First Registration: 16 July 2014
首次註冊日期: 二零一四年七月十六日

This certificate is issued subject to the terms and conditions laid down by HKAS
本證書按照香港認可處訂立的條款及條件發出

L001875

Appendix J

Location Plan of Air Quality Monitoring Station



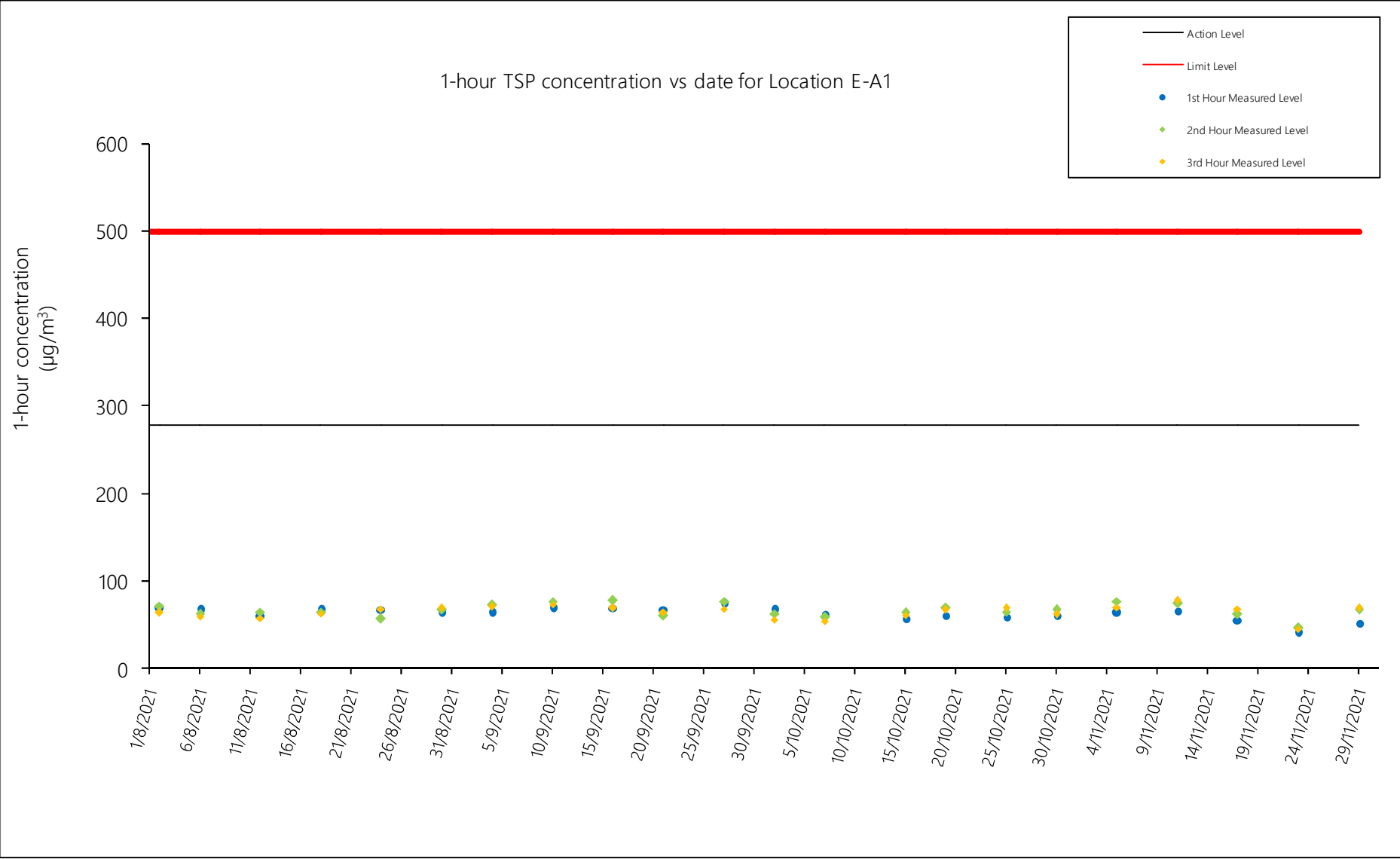
Appendix K

Monitoring Data (Air Monitoring)

Location: Hong Kong International Trade and Exhibition Centre (E-A1)
Monitoring date: 5, 11, 17, 23 and 29 November 2021
Parameter: TSP 1-hour
Other Factors: Nearby traffic

Date	1-hour TSP ($\mu\text{g}/\text{m}^3$)				
	Weather	Start Time	1 st Hour ($\mu\text{g}/\text{m}^3$)	2 nd Hour ($\mu\text{g}/\text{m}^3$)	3 rd Hour ($\mu\text{g}/\text{m}^3$)
05/11/2021	Sunny	9:10	64	77	70
11/11/2021	Sunny	9:13	66	74	78
17/11/2021	Sunny	8:40	56	62	68
23/11/2021	Sunny	8:47	41	47	45
29/11/2021	Sunny	8:46	52	68	69

Figure 1: Graphical Illustration of Measured 1-hour TSP ($\mu\text{g}/\text{m}^3$) Levels at E-A1



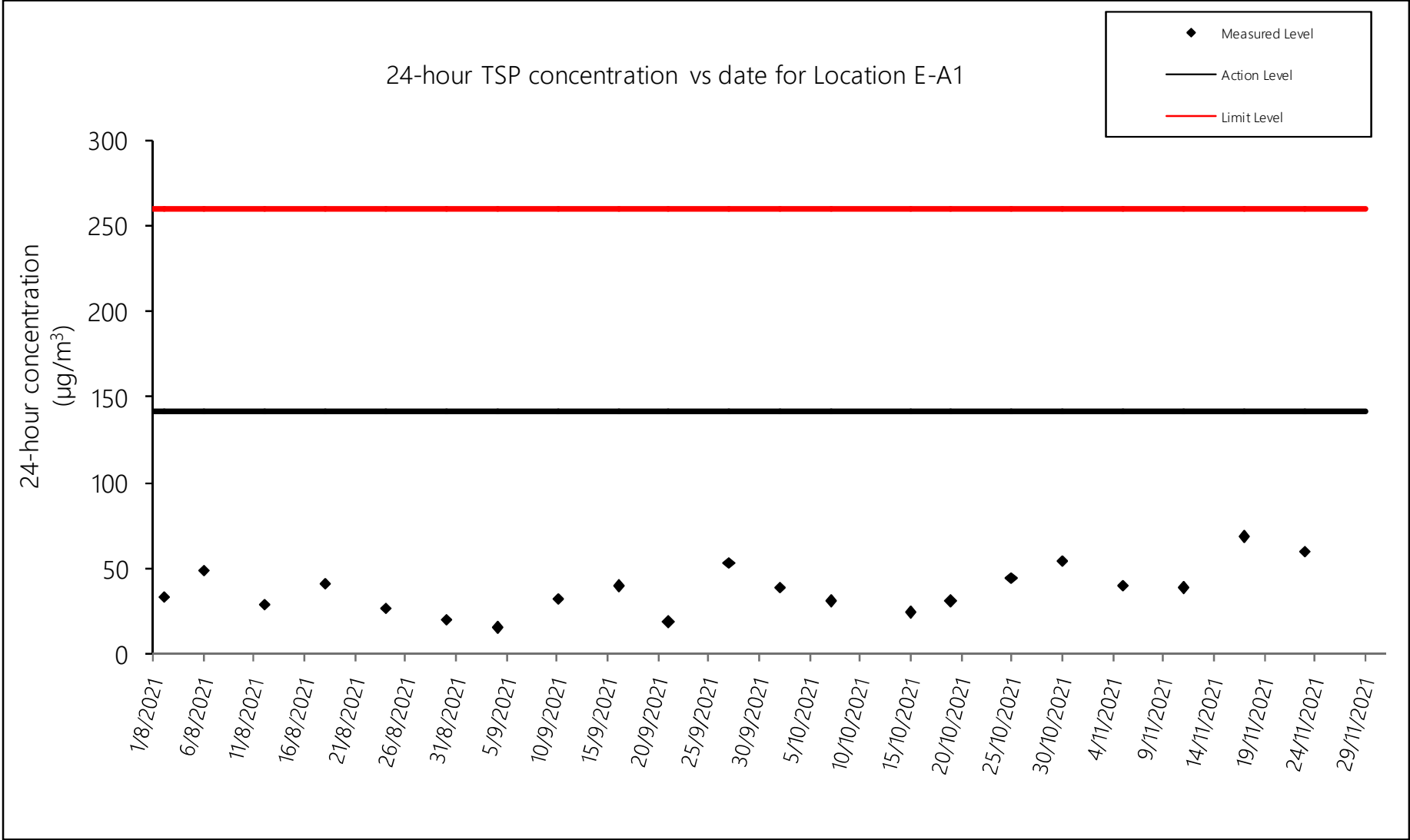
Location: Hong Kong International Trade and Exhibition Centre (E-A1)
 Monitoring date: 5, 11, 17, 23 and 29 November 2021
 Parameter: TSP 24-hour
 Other Factors: Nearby traffic

Date of Calibration:	5-Nov-21	Slope =	27.4986
Calibration due date:	19-Nov-21	Intercept =	7.3246
Date of Calibration:	23-Nov-21	Slope =	33.4714
Calibration due date:	7-Dec-21	Intercept =	1.0893

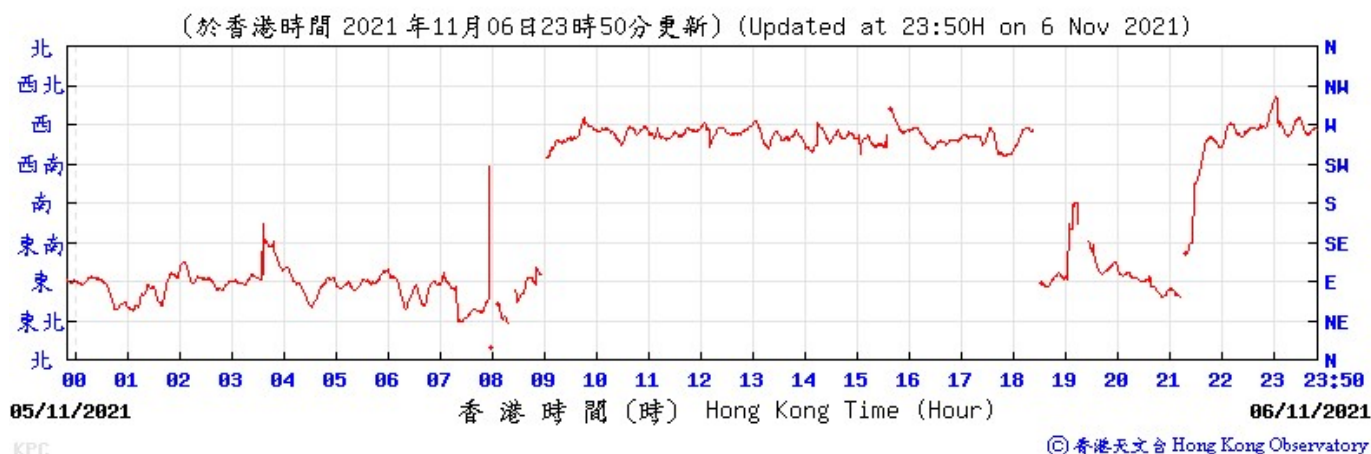
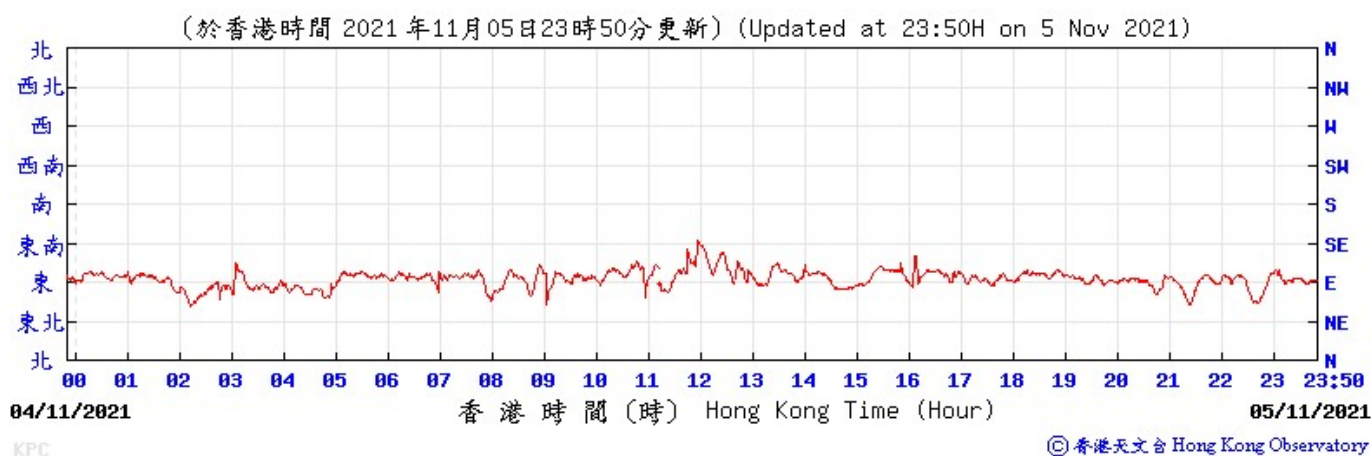
Start Date	Weather Condition	Elapse Time			Chart Reading			Avg Air Temp (°C)	Avg Atmospheric Pressure (mm hPa)	Flow Rate (m ³ /min)	Standard Air Volume (m ³)	Filter Weight (g)		Particulate weight (g)	Conc. (µg/m ³)
		Initial	Final	Actual (min)	Min	Max	Avg					Initial	Final		
05/11/2021	Sunny	3022.68	3046.68	1440.00	40	40	40.0	25.6	1012.5	1.18	1706	2.7409	2.8088	0.0679	40
11/11/2021	Sunny	3046.68	3070.68	1440.00	39	41	40.0	21.5	1017.7	1.20	1731	2.7644	2.8310	0.0666	38
17/11/2021	Sunny	3070.68	3094.68	1440.00	39	40	39.5	23.5	1017.1	1.18	1696	2.7679	2.8834	0.1155	68
23/11/2021	Sunny	3094.68	3118.68	1440.00	40	40	40.0	16.1	1021.1	1.19	1713	2.7790	2.8813	0.1023	60
29/11/2021	Sunny	3118.68	3142.68	1440.00	40	41	40.5	22.4	1017.3	1.19	1709	2.7749	2.8868	0.1119	65

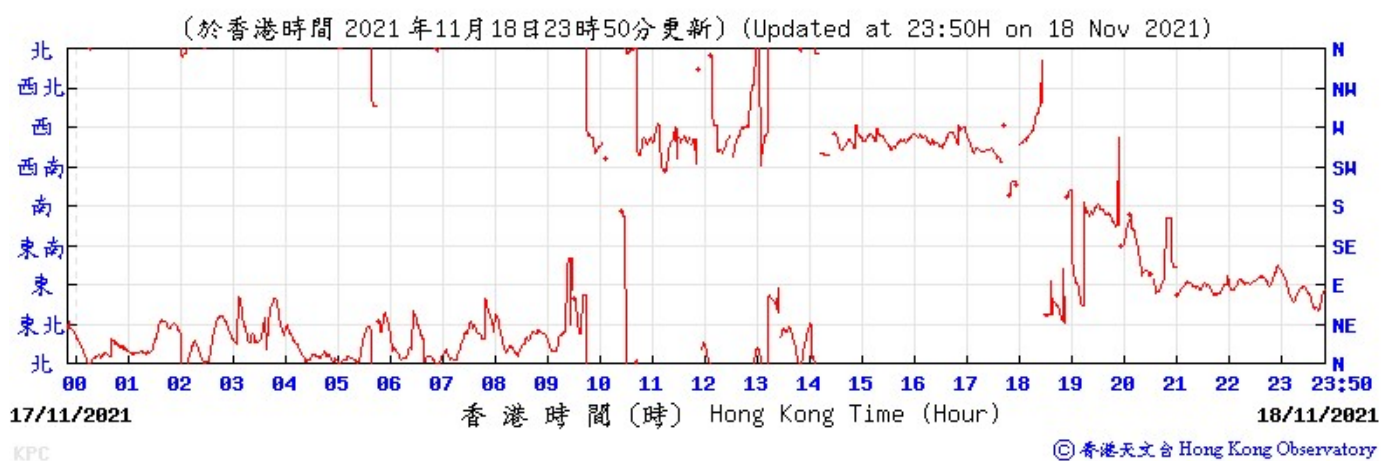
min 38
 max 68

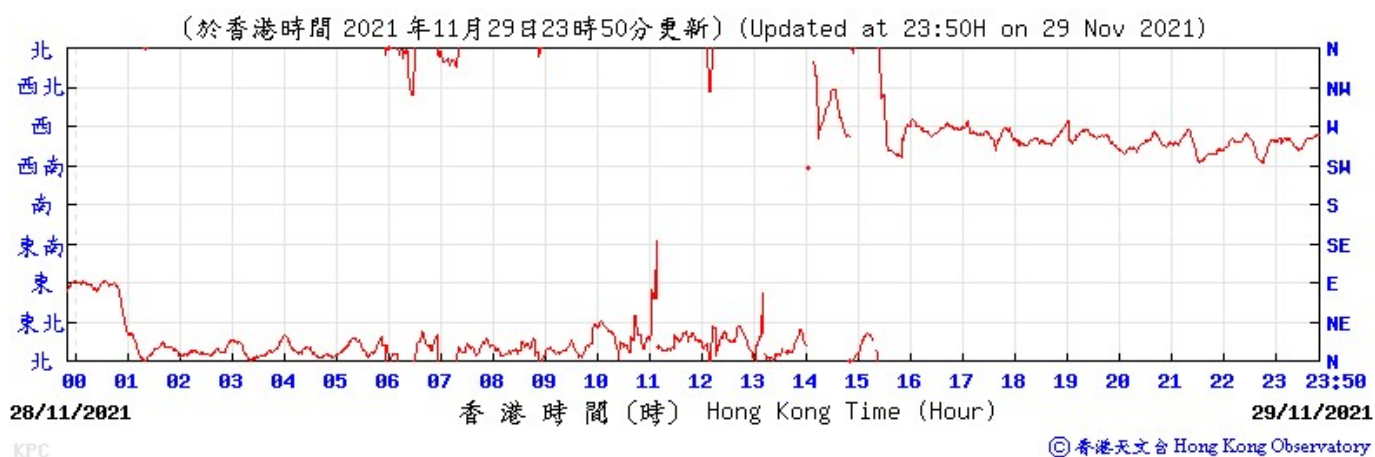
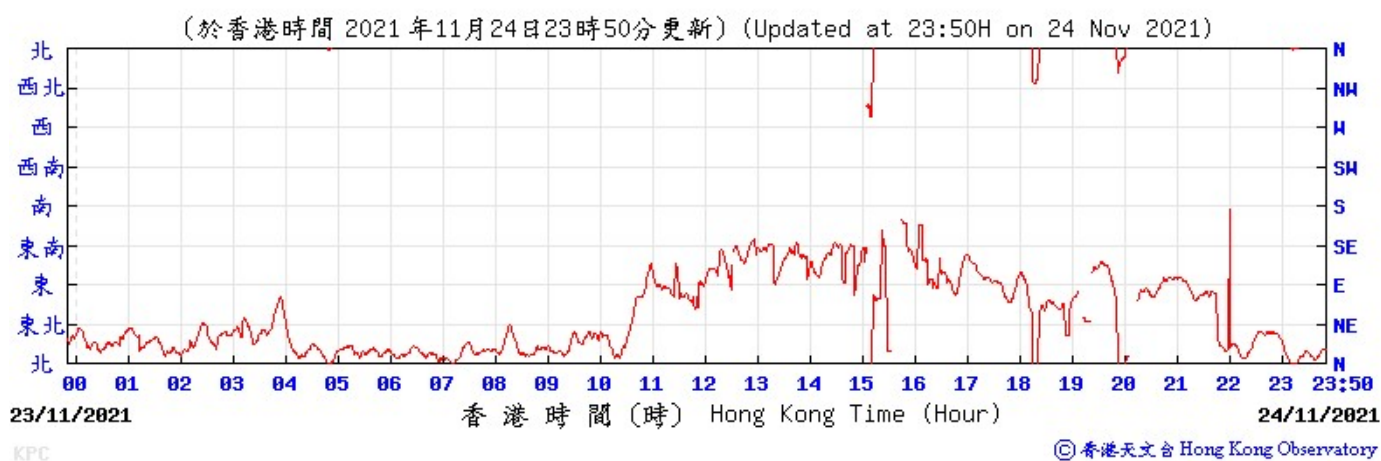
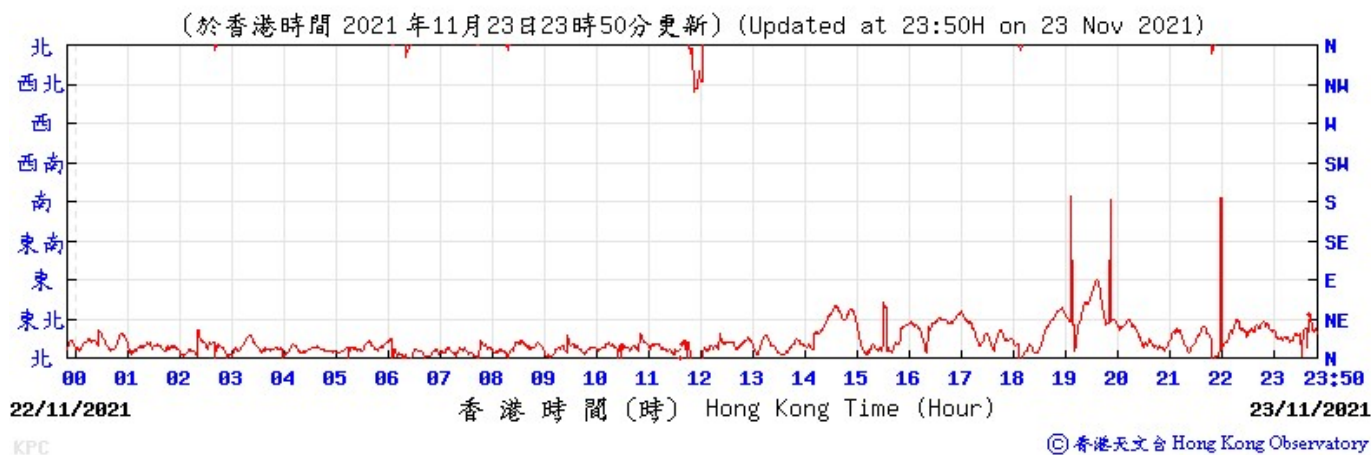
Figure 2: Graphical Illustration of Measured 24-hour TSP ($\mu\text{g}/\text{m}^3$) Levels at E-A1

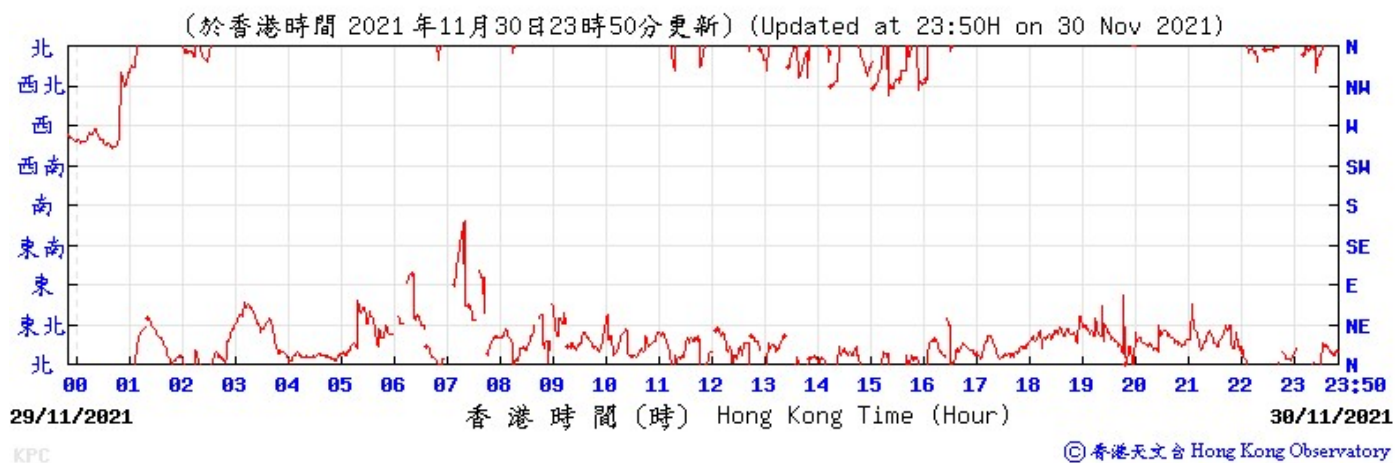


WIND DIRECTION DATA FOR 5, 6, 11, 12, 17, 18, 23, 24, 29 and 30 November 2021

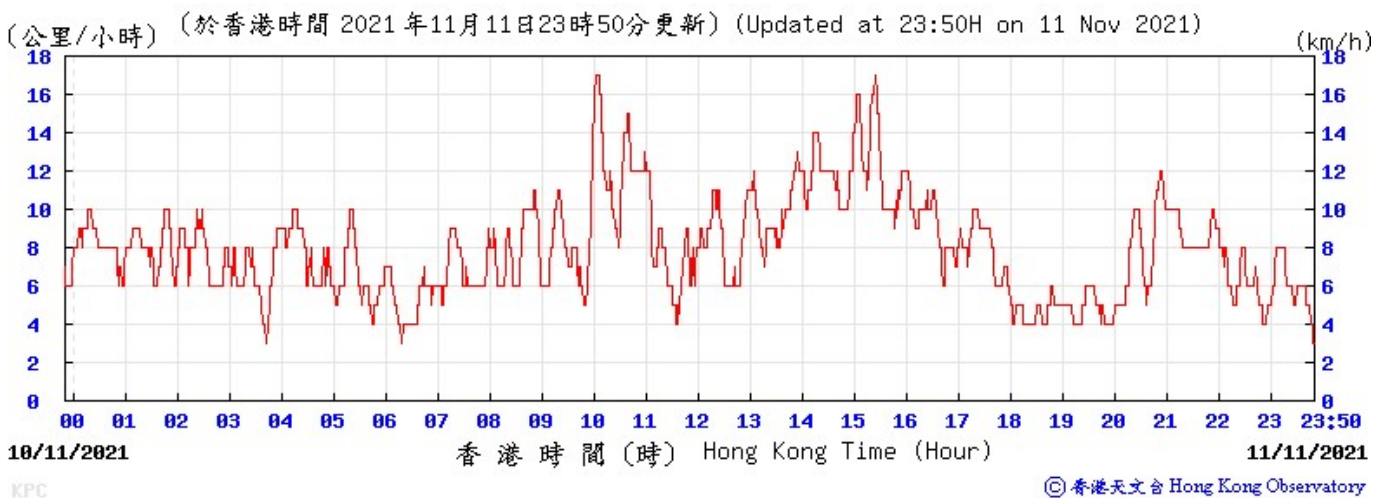
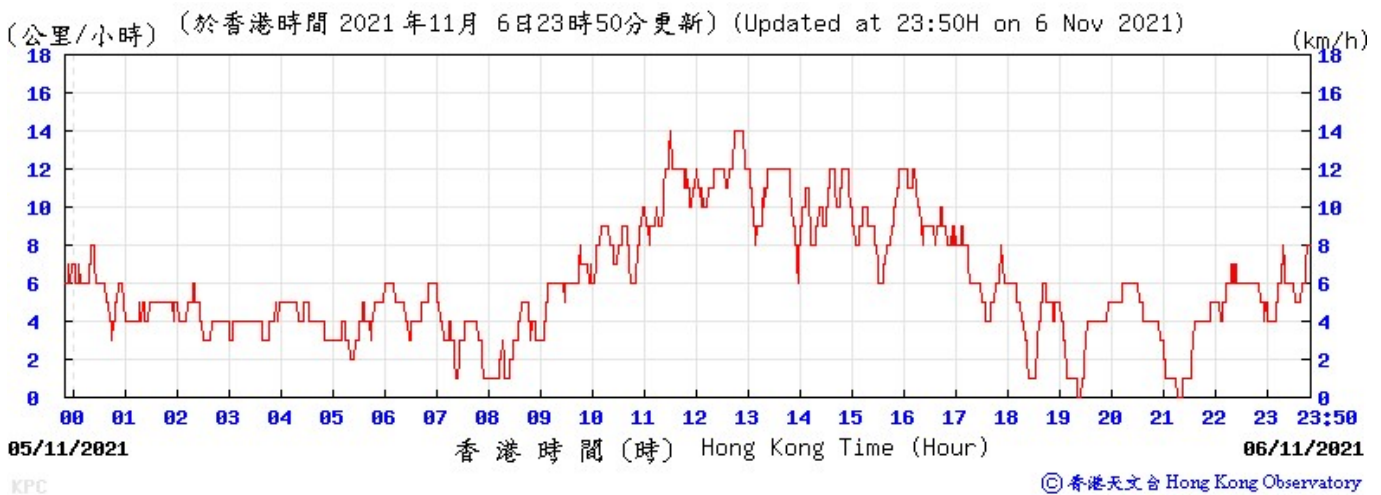
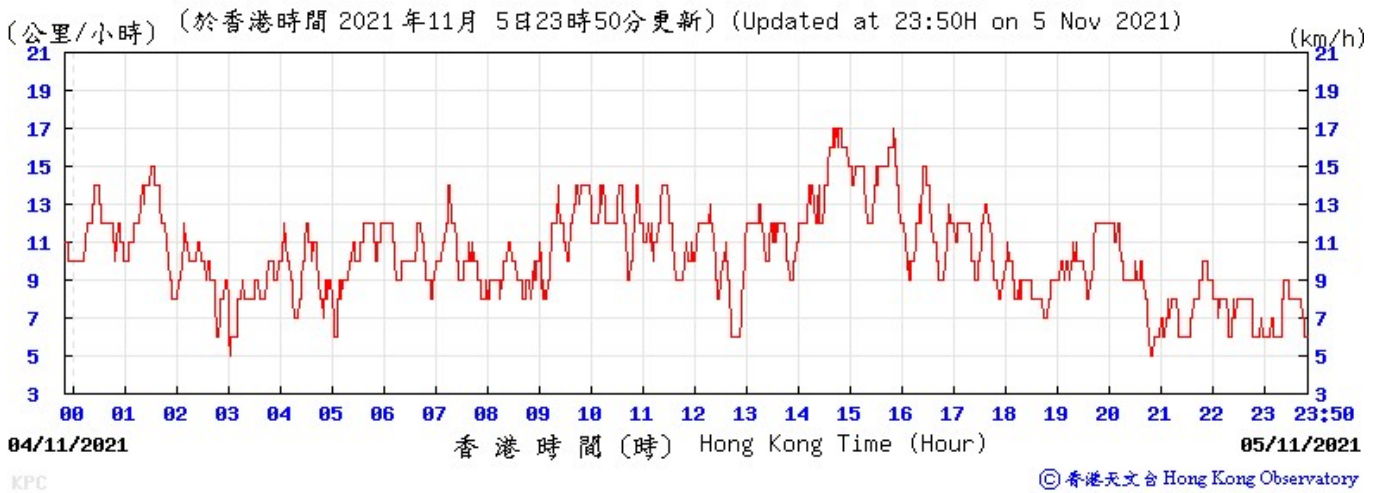




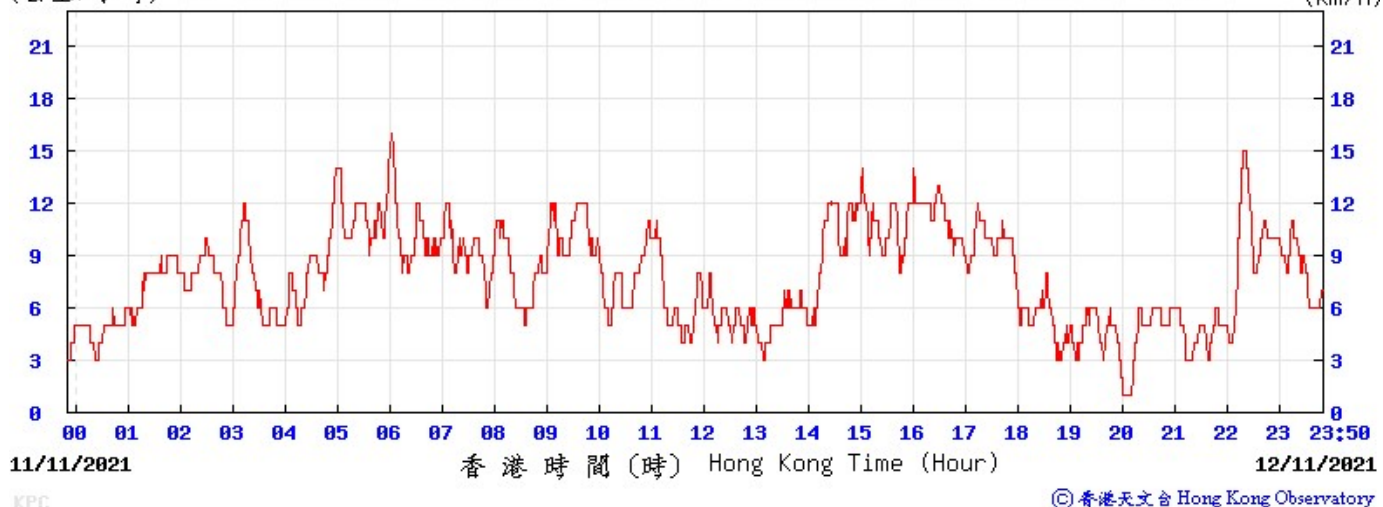




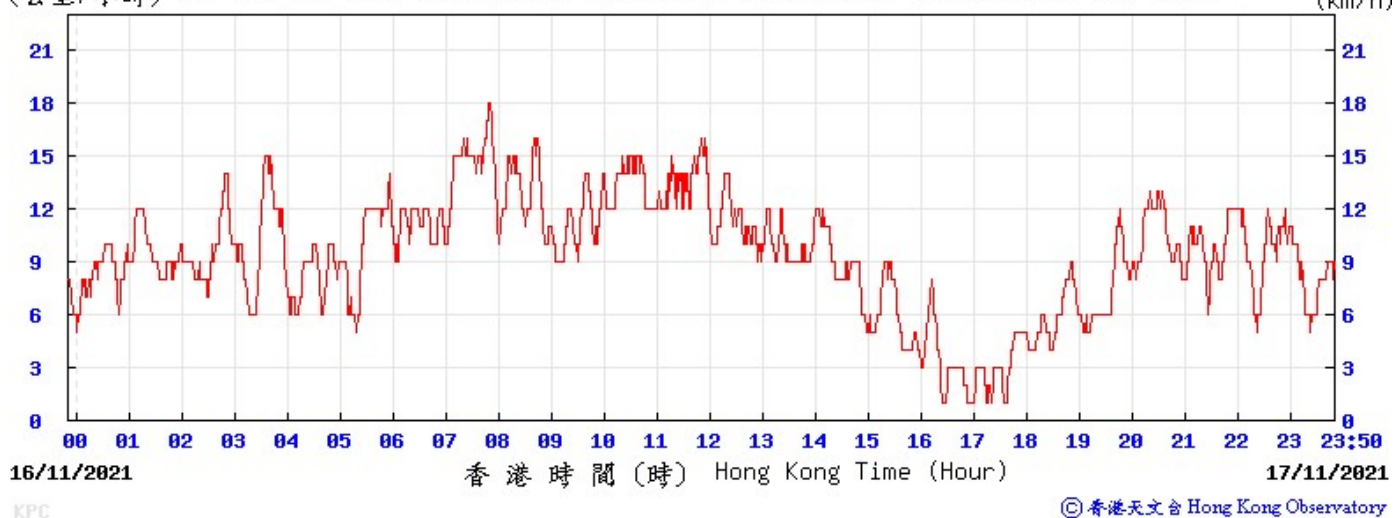
WIND SPEED DATA FOR 5, 6, 11, 12, 17, 18, 23, 24, 29 and 30 November 2021



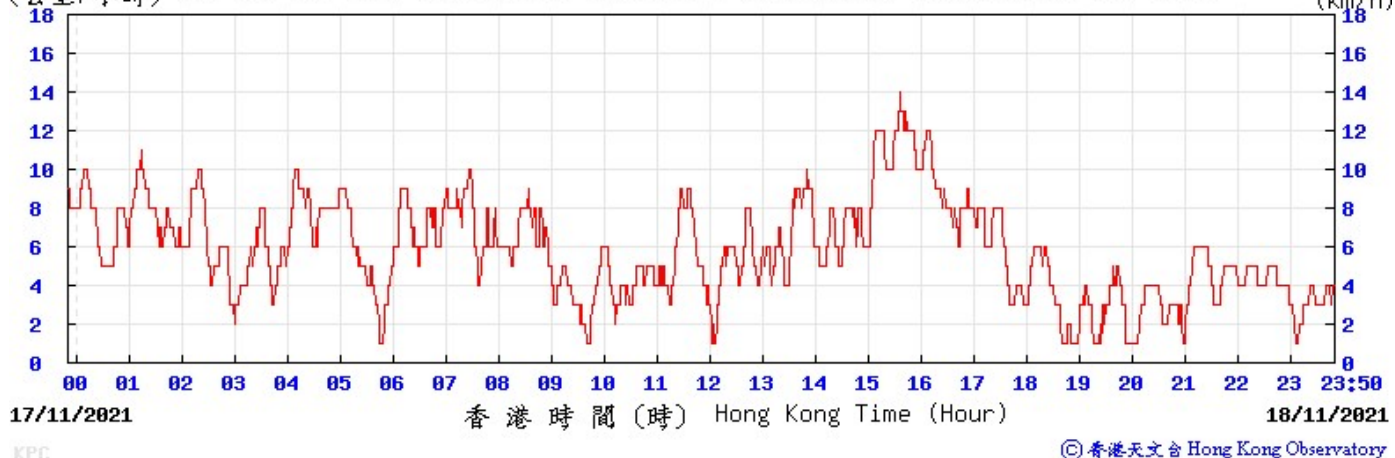
(公里/小時) (於香港時間 2021 年11月12日23時50分更新) (Updated at 23:50H on 12 Nov 2021) (km/h)



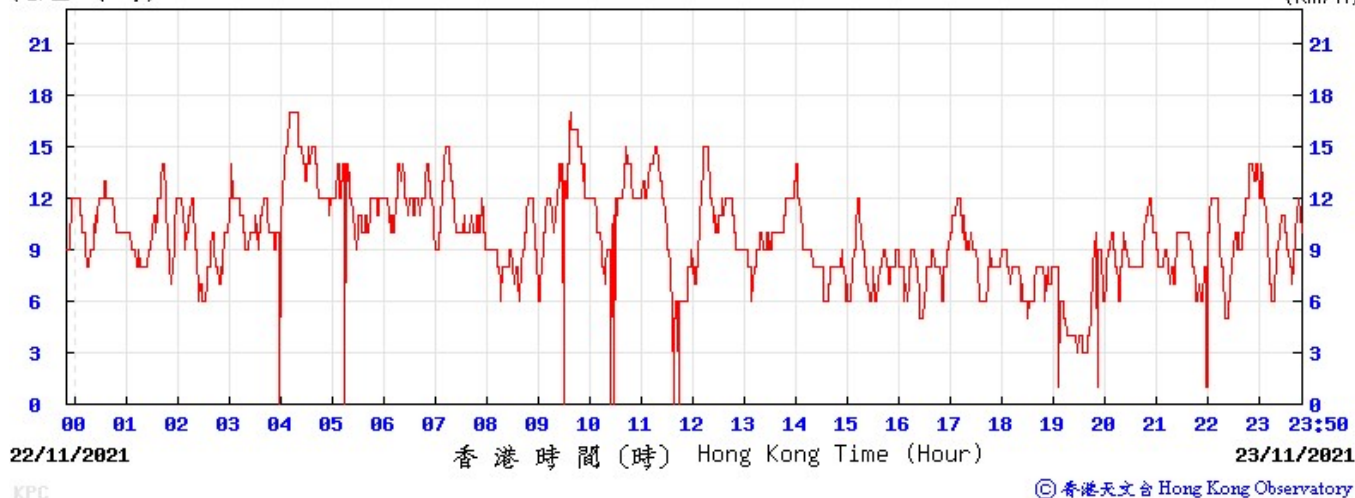
(公里/小時) (於香港時間 2021 年11月17日23時50分更新) (Updated at 23:50H on 17 Nov 2021) (km/h)



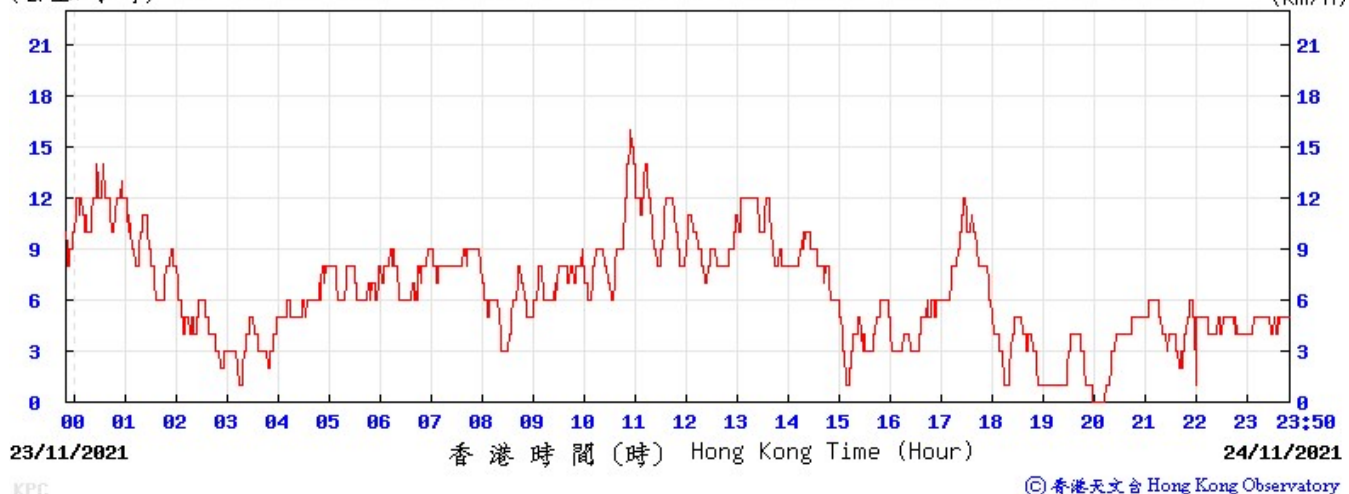
(公里/小時) (於香港時間 2021 年11月18日23時50分更新) (Updated at 23:50H on 18 Nov 2021) (km/h)



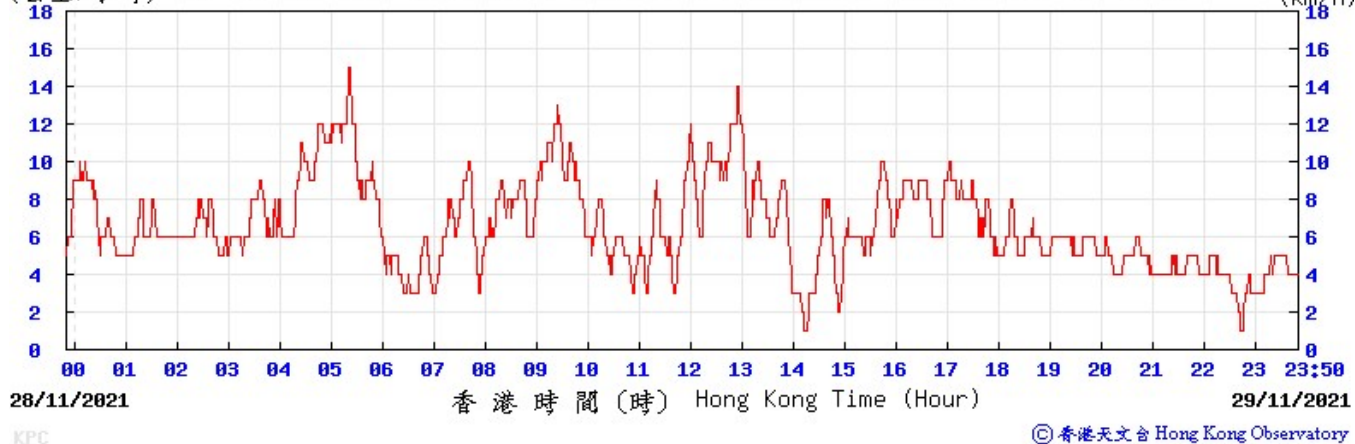
(公里/小時) (於香港時間 2021 年11月23日23時50分更新) (Updated at 23:50H on 23 Nov 2021) (km/h)

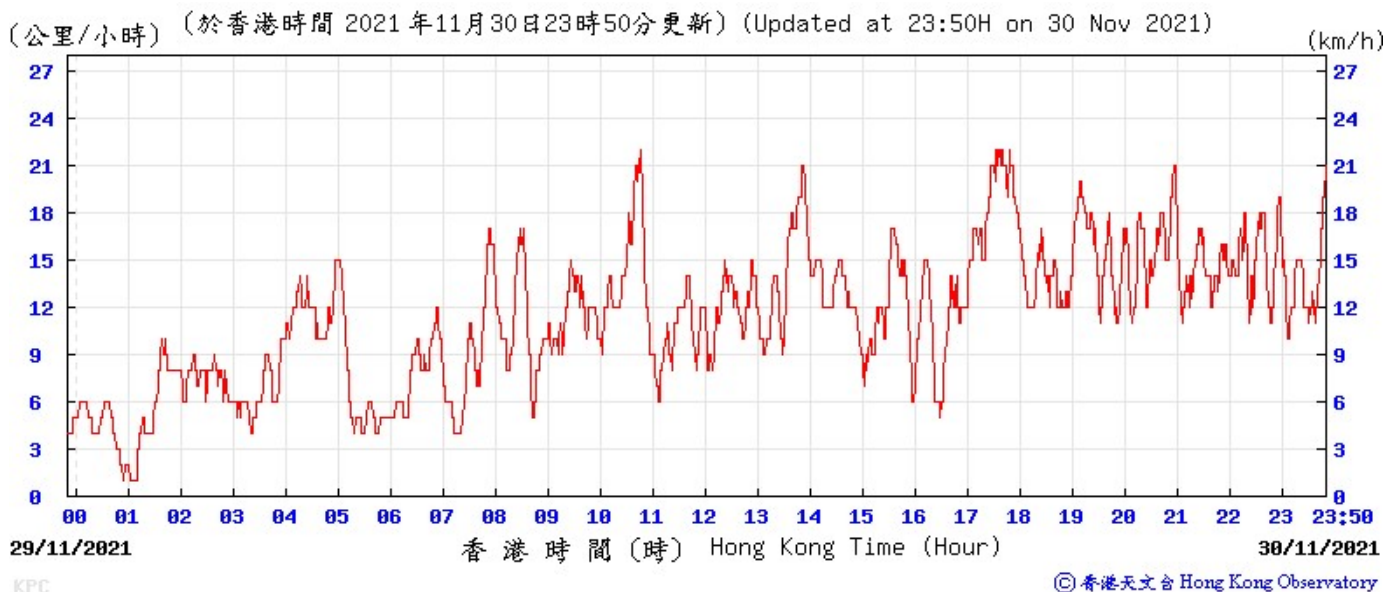


(公里/小時) (於香港時間 2021 年11月24日23時50分更新) (Updated at 23:50H on 24 Nov 2021) (km/h)



(公里/小時) (於香港時間 2021 年11月29日23時50分更新) (Updated at 23:50H on 29 Nov 2021) (km/h)





Appendix L

Waste Flow Table

Monthly Summary Waste Flow Table

Name of Department: Highways Department

Contract No. / Works Order No.: HY/2018/02

Monthly Summary Waste Flow Table for November 2021

[to be submitted not later than the 15th day of each month following reporting month] (All quantities shall be rounded off to 2 decimal places.)

Month	Actual Quantities of <u>Inert</u> Construction Waste Generated Monthly					
	(a)=(b)+(c)+(d)+(e)+ (f)+ (g)+ (h)+ (i)+ (j)+ (k) Total Quantity Generated	(b) Hard Rock and Large Broken Concrete	(c) Reused in the Contract	(d) Reused in other Projects	(e) Disposed of as Public Fill	(f) Imported Fill
	(in 'tonnes)	(in 'tonnes)	(in 'tonnes)	(in 'tonnes)	(in 'tonnes)	(in 'tonnes)
Jan-21	19,087.84	0.00	100.00	9,967.20	8,847.39	0.00
Feb-21	10,564.52	0.00	0.00	5,730.48	4,787.27	0.00
Mar-21	8,983.07	0.00	0.00	572.78	8,339.11	0.00
Apr-21	16,521.00	0.00	0.00	6,895.77	9,545.51	0.00
May-21	9,689.33	0.00	0.00	1,606.31	7,842.15	0.00
Jun-21	10,674.12	0.00	0.00	6,583.16	3,897.95	0.00
Sub-total	75,519.88	0.00	100.00	31,355.70	43,259.38	0.00
Jul-21	10,835.78	0.00	0.00	8,147.74	2,470.81	0.00
Aug-21	4,120.42	0.00	0.00	809.83	3,094.80	0.00
Sep-21	2,621.59	0.00	0.00	0.00	2,418.87	0.00
Oct-21	2,234.31	0.00	0.00	0.00	2067.38	0.00
Nov-21	2,619.90	0.00	0.00	0.00	2300.82	0.00
Dec-21	0.00	0.00	0.00	0.00	0.00	0.00
Total	97,951.87	0.00	100.00	40,313.27	55,612.06	0.00
2020	142,655.94	0.00	140.00	34,998.72	105,790.14	1,109.00
2019	7,646.10	340.00	140.00	0.00	6,643.48	0.00
Accumulated Total	248,253.91	340.00	380.00	75,311.99	168,045.68	1,109.00

Month	Actual Quantities of <u>Non-inert</u> Construction Waste Generated Monthly								
	(g) Metals		(h) Paper/ cardboard packaging		(i) Plastics		(j) Chemical Waste		(k) Others, e.g. General Refuse disposed at Landfill
	(in '000kg)		(in '000kg)		(in '000kg)		(in '000kg)		(in 'tonnes)
	generated	recycled	generated	recycled	generated	recycled	generated	recycled	generated
Jan-21	104.35	104.35	0.02	0.02	0.00	0.00	0.00	0.00	68.88
Feb-21	0.00	0.00	0.01	0.01	0.00	0.00	0.00	0.00	46.76
Mar-21	0.00	0.00	0.00	0.00	0.00	0.00	0.00	0.00	71.18
Apr-21	0.00	0.00	0.05	0.05	0.00	0.00	0.00	0.00	79.67
May-21	147.80	147.80	0.13	0.13	0.00	0.00	0.00	0.00	92.94
Jun-21	108.91	108.91	0.06	0.06	0.00	0.00	0.00	0.00	84.04
Sub-total	361.06	361.06	0.27	0.27	0.00	0.00	0.00	0.00	443.47
Jul-21	72.46	72.46	0.00	0.00	0.00	0.00	0.00	0.00	144.77
Aug-21	94.97	94.97	0.08	0.08	0.00	0.00	0.00	0.00	120.74
Sep-21	94.58	94.58	0.02	0.02	0.00	0.00	0.00	0.00	108.12
Oct-21	91.83	91.83	0.01	0.01	0.00	0.00	0.00	0.00	75.09
Nov-21	204.73	204.73	0.10	0.10	0.00	0.00	0.00	0.00	114.25
Dec-21	0.00	0.00	0.00	0.00	0.00	0.00	0.00	0.00	0.00
Total	919.63	919.63	0.48	0.48	0.00	0.00	0.00	0.00	1006.44
2020	207.47	207.47	1.28	1.28	0.00	0.00	0.00	0.00	409.33
2019	22.57	22.57	0.05	0.05	0.00	0.00	0.00	0.00	500.00
Accumulated Total	1149.67	1149.67	1.81	1.81	0.00	0.00	0.00	0.00	1,915.77

Appendix M

Statistics on Complaint, Notifications of Summons and Successful Prosecutions

Statistical Summary of Exceedances

Air Quality			
Location	Action Level	Limit Level	Total
E-A1	0	0	0

Statistical Summary of Environmental Complaints

Reporting Period	Environmental Complaint Statistics		
	Frequency	Cumulative	Complaint Nature
1 November 2021– 30 November 2021	0	2	N/A

Statistical Summary of Environmental Non-compliance

Reporting Period	Environmental Non-compliance Statistics		
	Frequency	Cumulative	Details
1 November 2021– 30 November 2021	0	0	N/A

Statistical Summary of Environmental Summons

Reporting Period	Environmental Summons Statistics		
	Frequency	Cumulative	Details
1 November 2021– 30 November 2021	0	0	N/A

Statistical Summary of Environmental Prosecution

Reporting Period	Environmental Prosecution Statistics		
	Frequency	Cumulative	Details
1 November 2021– 30 November 2021	0	0	N/A

Appendix N

Monitoring Schedule of the Coming Month

DECEMBER 2021

SUNDAY	MONDAY	TUESDAY	WEDNESDAY	THURSDAY	FRIDAY	SATURDAY
28	29	30	1	2	3	4 Impact Dust monitoring (E-A1)
5	6	7	8	9	10 Impact Dust monitoring (E-A1)	11
12	13	14	15	16 Impact Dust monitoring (E-A1)	17	18
19	20	21	22 Impact Dust monitoring (E-A1)	23	24	25
26	27	28 Impact Dust monitoring (E-A1)	29	30	31 Impact Dust monitoring (E-A1)	1
2	3					

**Central Kowloon Route
Buildings, Electrical and
Mechanical Works
Contract No. HY/2019/13
(Kai Tak East Area)**


Gammon Construction Limited

Contract No. HY/2019/13
**Central Kowloon Route – Buildings,
Electrical and Mechanical Works**

Monthly EM&A Report No. 14
(November 2021)

Version 1

Date of Report: 8 December 2021

Certified By	
	_____ (Environmental Team Leader: Ms. Betty Choi)

REMARKS:

The information supplied and contained within this report is, to the best of our knowledge, correct at the time of printing.

CINOTECH accepts no responsibility for changes made to this report by third parties

CINOTECH CONSULTANTS LTD
Room 1710, Technology Park,
18 On Lai Street,
Shatin, NT, Hong Kong
Tel: (852) 2151 2083 Fax: (852) 3107 1388
Email: info@cinotech.com.hk

Environmental Permit No. EP-457/2013/D

Central Kowloon Route

Independent Environmental Checker Verification

Works Contract:	Buildings, Electrical and Mechanical Works (HY/2019/13)
-----------------	---

Reference Document/Plan

Document/Plan to be Certified/ Verified:	Monthly EM&A Report No.14
Date of Report:	8 December 2021 (Version 1)
Date received by IEC:	8 December 2021

Reference EP Condition

Environmental Permit Condition:	3.4
Submission of Monthly EM&A Report of the Project	
3.4 Four hard copies and one electronic copy of monthly EM&A Report shall be submitted to the Director within 2 weeks after the end of each reporting month throughout the entire construction period. The EM&A Reports shall include a summary of all non-compliance. The submissions shall be certified by the ET Leader and verified by the IEC as complying with the requirements as set out in the EM&A Manual before submission to the Director. Additional copies of the submission shall be provided to the Director upon request by the Director.	

IEC Verification


I hereby verify that the above referenced document /plan complies with the above referenced condition of EP-457/2013/D.	
	
Ms Mandy To	Date: 9 December 2021
Independent Environmental Checker	

TABLE OF CONTENTS

Page

EXECUTIVE SUMMARY	1
Introduction.....	1
Environmental Monitoring Works.....	1
Complaint Handling, Prosecution and Public Engagement.....	2
Reporting Changes.....	2
Future Key Issues.....	2
1 INTRODUCTION.....	3
Background.....	3
Purpose of the Report.....	3
Project Organizations.....	3
Construction Activities undertaken during the Reporting Month	4
Summary of EM&A Requirements	4
Statuses of Environmental Licensing and Permitting	5
2 AIR QUALITY.....	6
Monitoring Requirements	6
Observations	6
3 NOISE	6
Monitoring Requirements	6
Observations	6
4 WASTE MANAGEMENT.....	7
Monitoring Requirements	7
Results and Observations.....	7
5 LANDSCAPE AND VISUAL	8
Monitoring Requirements	8
Results and Observations.....	8
6 ENVIRONMENTAL AUDIT	9
Site Audits.....	9
Implementation Status of Environmental Mitigation Measures	9
Implementation Status of Event and Action Plans	10
Summary of Complaint, Warning, Notification of any Summons and Successful Prosecution.....	10
Status of Required Submission under Environmental Permit.....	10
7 FUTURE KEY ISSUES.....	11
8 CONCLUSIONS AND RECOMMENDATIONS.....	12
Conclusions.....	12

LIST OF TABLES

Table I	Summary of Complaint/Summons/Prosecution in the Reporting Month
Table 1.1	Key Project Contacts
Table 1.2	Summary of Environmental Licensing and Permit Status
Table 4.1	Quantities of Waste Generated from the Project
Table 6.1	Observations and Recommendations of Site Inspections
Table 6.2	Status of Required Submission under Environmental Permit

LIST OF FIGURES

Figure 1.1	Site Layout Plan
Figure 1.2	Project Organisation for Environmental Monitoring and Audit

LIST OF APPENDICES

Appendix A	Construction Programme
Appendix B	Summary of Waste Generation and Disposal Records
Appendix C	Environmental Mitigation Implementation Schedule (EMIS)
Appendix D	Summaries of Environmental Complaint, Warning, Summon and Notification of Successful Prosecution

EXECUTIVE SUMMARY

Introduction

1. This is the 14th Monthly Environmental Monitoring and Audit (EM&A) Report prepared by the Environmental Team (ET), Cinotech Consultants Ltd., for Contract No. HY/2019/13 “Central Kowloon Route – Buildings, Electrical and Mechanical Works”. This report summarized the monitoring results and audit findings of the EM&A programme under the issued EP No. EP-457/2013/D, and in accordance with the EM&A programme in Kai Tak East Area during the reporting period from 1st November 2021 – 30th November 2021.
2. The major site activities undertaken in Kai Tak East Area in the reporting month included:
 - Piling works (pipe piles and sheet piles); and
 - Entrusted drainage works - excavation and lateral support (ELS), drainage pipes/manhole casting.

Environmental Monitoring Works

3. Environmental monitoring for the Project was performed in accordance with the EM&A Manual and the monitoring results were checked and reviewed. Joint weekly site inspections with the representative of ET, Engineer Representative and the Contractor were conducted on 2, 9, 16, 23 & 30 November 2021, whereas joint site inspection with the representative of IEC was conducted on 16 November 2021. The implementation of the environmental mitigation measures, Event and Action Plans and environmental complaint handling procedures were also checked.
4. A summary of the non-compliance (exceedance) during the reporting month (November 2021) and the investigation results and/or follow-up actions is provided below:

Air Quality Monitoring

- No Action/Limit Level exceedance for 1-hour TSP was recorded.
- No Action/Limit Level exceedance for 24-hour TSP was recorded.

Landscape and Visual Monitoring

- No non-conformity for landscape and visual was recorded.

Complaint Handling, Prosecution and Public Engagement

5. Summary of complaint/summons/prosecution in the reporting month is tabulated in **Table I**.

Table I Summary of Complaint/Summons/Prosecution in the Reporting Month

Event	Event Details		Follow-up/ Remedial Actions	Status/ Remarks
	Number	Brief Description		
Complaints Received	0	-	-	-
Notification of Summons and Prosecutions Received	0	-	-	-

Reporting Changes

6. There were no reporting changes during the reporting month.

Future Key Issues

7. The key works or activities will be anticipated in the coming two months are as follows:
- Piling works (pipe piles and sheet piles); and
 - Entrusted drainage works - ELS, drainage pipes/manhole casting; and
 - Excavation and Sub-structure works for Administration Building.

1 INTRODUCTION

Background

- 1.1 Central Kowloon Route (CKR) is a 4.7km long dual 3-lane trunk road across Central Kowloon linking Yau Ma Tei Interchange in West Kowloon and the road network at Kai Tak Development and Kowloon Bay in East Kowloon. The underground tunnel section will be about 3.9km long. In particular, an underground tunnel of about 370m long in Kowloon Bay to the north of To Kwa Wan Typhoon Shelter will be constructed.
- 1.2 The Environmental Impact Assessment Report for Central Kowloon Route – Design and Construction (Register No.: AEIAR-171/2013) was approved under the Environmental Impact Assessment Ordinance (EIAO) on 11 July 2013. An Environmental Permit (EP No.: EP-457/2013) was issued on 9 August 2013. Variations of Environmental Permit (VEP) was subsequently applied and an EP (EP No. EP-457/2013/C) was issued on 16 January 2017. The latest EP (EP No. EP-457/2013/D) was issued by Environmental Protection Department (EPD) on 15 June 2021.
- 1.3 The construction of the CKR had been divided into different sections. This Contract No. HY/2019/13 – Central Kowloon Route – Buildings, Electrical and Mechanical Works (“The Project”) will include the architectural, civil and structural construction works of Yau Ma Tei Ventilation Building (YVB), Ho Man Tin Ventilation Building (HVB), Kai Tak Ventilation Building (KVB) and Central Kowloon Route Administration Building (ADB) for the CKR. The landscaping and electrical and mechanical (E&M) works within the building sites will be involved as well.
- 1.4 Cinotech Consultants Limited was assigned as the Environmental Team (ET) to undertake the EM&A works for the Project. The construction of this Contract was commenced on 12th October 2020.

Purpose of the Report

- 1.5 This is the 14th Monthly EM&A Report which summarises the impact monitoring results and audit findings for the EM&A programme in Kai Tak East Area during the reporting period from 1st November 2021 – 30th November 2021. The Kai Tak East Area site layout plan for the Project is shown in **Figure 1.1**.

Project Organizations

- 1.6 Different Parties with different levels of involvement in the project organization include:
 - Project Proponent – Highways Department (HyD)
 - Engineer Representative (ER) – Arup – Mott MacDonald Joint Venture (AMMJV)
 - Environmental Team (ET) – Cinotech Consultants Limited (Cinotech)
 - Independent Environmental Checker (IEC) – Environmental Resources Management - Hong Kong Limited (ERM)
 - Contractor – Gammon Construction Limited (GCL)

1.7 The key contacts of the Project are shown in **Table 1.1**.

Table 1.1 Key Project Contacts

Party	Role	Contact Person	Phone No.
AMMJV	Engineer Representative	Mr. Dennis Yu	3695 0419
Cinotech	Environmental Team	Ms. Betty Choi	2151 2072
ERM	Independent Environmental Checker	Ms. Mandy To	2271 3113
GCL	Contractor	Mr. Harry Lam	9353 6141

1.8 The Organizational Structure for Environmental Management is shown in **Figure 1.2**.

Construction Activities undertaken during the Reporting Month

1.9 The construction programme is presented in **Appendix A**.

1.10 The major site activities undertaken in the reporting month included:

- Piling works (pipe piles and sheet piles); and
- Entrusted drainage works (ELS, drainage pipes/manhole casting).

Summary of EM&A Requirements

1.11 The EM&A programme requires air quality monitoring, landscape and visual monitoring and environmental site audit. The EM&A requirements for each parameter are described in the following sections, including:

- Environmental requirements and mitigation measures, as recommended in the EM&A Manual under the EP.

1.12 The advice on the implementation status of environmental protection and pollution control/mitigation measures is summarized in Section 6 of this report.

Statues of Environmental Licensing and Permitting

1.13 All permits/licenses obtained for the Project are summarized in **Table 1.2**.

Table 1.2 Summary of Environmental Licensing and Permit Status

Permit / License No.	Valid Period		Status
	From	To	
Environmental Permit (EP)			
EP-457/2013/D	15 Jun 2021	N/A	Valid
Notification of Construction Works under Air Pollution Control Ordinance (APCO)			
457346	18 Jun 2020	End of Project	Valid
Billing Account for Construction Waste Disposal			
7037679	26 Jun 2020	N/A	Valid
Registration of Chemical Waste Producer – Kai Tak			
5211-286-G2347-54	13 Jul 2020	N/A	Valid
Wastewater Discharge Licence - Kai Tak			
WT00037178-2020	18 Dec 2020	31 Dec 2025	Valid
Construction Noise Permit - Kai Tak Site (General Works [grouting, piling])			
GW-RE0944-21	24 Sep 2021	23 Mar 2022	Valid

2 AIR QUALITY

Monitoring Requirements

- 2.1 As all of the air quality (1-hour TSP and 24-hour TSP) monitoring works in Kai Tak East Area are currently covered under the Contract No. HY/2018/02 (Central Kowloon Route - Kai Tak East), the corresponding monitoring parameters, equipment, methodology, results and established Action and Limit Levels could be referred to Section 3 of the EM&A report for Contract No. HY/2018/02 during this reporting month.

Observations

- 2.2 No Action/Limit Level exceedance was recorded for all 1-hour TSP and 24-hour TSP monitoring in the reporting month.
- 2.3 Site audits were carried out on a weekly basis to monitor and audit the timely implementation of air quality mitigation measures within the site boundaries of this Project. The summary of site audits are shown in **Table 6.1** of this report.

3 NOISE

Monitoring Requirements

- 3.1 As no Noise Sensitive Receiver (NSR) is located within 300m from the boundary of Kai Tak East Area, no construction noise monitoring is required in Kai Tak East Area for this Project.

Observations

- 3.2 Site audits were carried out on a weekly basis to monitor and audit the timely implementation of construction noise mitigation measures within the site boundaries of this Project. The summary of site audits are shown in **Table 6.1** of this report.

4 WASTE MANAGEMENT

Monitoring Requirements

- 4.1 Waste generated from this Project includes inert construction and demolition (C&D) materials and non-inert C&D materials. Inert C&D waste includes soil, broken rock, broken concrete and building debris, while non-inert C&D materials are made up of C&D waste which cannot be reused or recycled and has to be disposed of at the designated landfill sites.

Results and Observations

- 4.2 The quantities of different types of waste generated in the reporting month are summarised in Table 4.1. Details of the amount of wastes generated by the major site activities of this Project during the reporting month is shown in **Appendix B**.

Table 4.1 Quantities of Waste Generated from the Project

Reporting Period	Quantity						
	Inert C&D Materials		Non-inert C&D Materials				
	Total Quantity Generated (in '000m ³)	Disposed as Public Fill (in '000m ³)	Others, e.g. general refuse (in '000m ³)	Metals (in '000kg)	Paper/cardboard Packaging (in '000kg)	Plastics (in '000kg)	Chemical waste (in '000kg)
November 2021	0.180	0.180	0.043	0	0	0	0

- 4.3 Site audits were carried out on a weekly basis to monitor and audit to ensure that proper storage, transportation and disposal practices of waste materials generated during construction activities, such as construction and demolition (C&D) materials and general refuse are being implemented. The summary of site audits are shown in **Table 6.1** of this report. The implementation status of the waste/chemical management measures in the reporting period are summarized in **Appendix C**.

5 LANDSCAPE AND VISUAL

Monitoring Requirements

- 5.1 According to the EM&A Manual, site audits would be undertaken during the construction phase of the Project to check that the proposed landscape and visual mitigation measures are properly implemented and maintained as per their intended objectives. Site inspections of the implementation of landscape and visual mitigation measures would be undertaken at least once every two weeks during the construction period.

Results and Observations

- 5.2 Bi-weekly inspection of the implementation of landscape and visual mitigation measures within the site boundaries of this Project was conducted on 9 & 23 November 2021. The implementation status of the landscape and visual mitigation measures in the reporting period are summarized in **Appendix C**. The summary of observations and recommendations made for landscape and visual mitigation measures during site audits are shown in **Table 6.1** of this report.
- 5.3 No non-compliance of the landscape and visual impact was recorded in the reporting month.

6 ENVIRONMENTAL AUDIT

Site Audits

- 6.1 Site audits were carried out on a weekly basis to monitor the timely implementation of proper environmental management practices and mitigation measures in the Project site.
- 6.2 Site audits were conducted on 2, 9, 16, 23 & 30 November 2021 in the reporting month. Joint site inspection with the representative of IEC was conducted on 16 November 2021. No non-compliance was observed during the site audit.

Implementation Status of Environmental Mitigation Measures

- 6.3 According to Environmental Permit, the approved EIA Report (Register No.: AEIAR-171/2013), and the EM&A Manual of the Project, the mitigation measures detailed in the documents are recommended to be implemented during the construction phase. An Environmental Mitigation Implementation Schedule (EMIS) is provided in **Appendix C**.
- 6.4 The ET weekly site inspections were carried out during the reporting month and the observations and follow-up actions in Kai Tak East Area are summarized in **Table 6.1**.

Table 6.1 Observations and Recommendations of Site Inspections

Parameters	Date	Observations	Follow-up Actions
<i>Water Quality</i>	16 Nov 2021	Grouts should be cleared at Kai Tak Ventilation Building Site.	Grouts had been cleared at Kai Tak Ventilation Building Site.
<i>Air Quality</i>	9 Nov 2021	Watering should be provided for avoiding dust generation on haul road at Kai Tak Ventilation Building Site.	Watering had been provided for avoiding dust generation on haul road at Kai Tak Ventilation Building Site.
<i>Noise</i>	N/A	No environmental deficiency was identified in the reporting period.	N/A
<i>Waste / Chemical Management</i>	N/A	No environmental deficiency was identified in the reporting period.	N/A
<i>Land Contamination</i>	23 Nov 2021	Chemical oil should be stored properly at Kai Tak Ventilation Building Site.	Chemical oil had been removed at Kai Tak Ventilation Building Site.
	30 Nov 2021	Chemical should be placed on drip tray at Kai Tak Ventilation Building Site.	Chemical had been placed on drip tray at Kai Tak Ventilation Building Site.
<i>Landscape and Visual</i>	N/A	No environmental deficiency was identified in the reporting period.	N/A
<i>Permits /Licences</i>	N/A	No environmental deficiency was identified in the reporting period.	N/A

Implementation Status of Event and Action Plans

- 6.5 The Event and Action Plans for air quality could be referred to Appendix D of the EM&A report in Contract No. HY/2018/02.

Air Quality Monitoring

- No Action/Limit Level exceedance for 1-hour TSP was recorded.
- No Action/Limit Level exceedance for 24-hour TSP was recorded.

Landscape and Visual Monitoring

- No non-conformity for landscape and visual was recorded.

Summary of Complaint, Warning, Notification of any Summons and Successful Prosecution

- 6.6 No environmental complaints, warning, notifications of summons and successful prosecutions was received in the reporting month. The summary of environmental complaint, warning, summon and notification of successful prosecution for the Project is presented in **Appendix D**.

Status of Required Submission under Environmental Permit

- 6.7 Status of required submission under EP-457/2013/D during the reporting period are summarized in **Table 6.2**.

Table 6.2 Status of Required Submission under Environmental Permit

EP Condition (EP-457/2013/D)	Submission	Submission Date
Condition 3.4	Monthly EM&A Report (October 2021)	12 November 2021

7 FUTURE KEY ISSUES

7.1 Major site activities undertaken for the coming two months include:

- Piling works (pipe piles and sheet piles);
- Entrusted drainage works - ELS, drainage pipes/manhole casting; and
- Excavation and Sub-structure works for Administration Building.

7.2 Key environmental issues in the coming two months include:

- Stockpile accumulation on-site;
- Water spraying for dust generating activities and on haul road;
- Wastewater and runoff discharge from site;
- Coverage of open manholes to avoid dirty runoff to drainage system;
- Noise from operation of the equipment, especially for excavation works and machinery onsite;
- Accumulation of general refuse and construction waste on-site;
- Proper storage of construction materials on-site; and
- Storage of chemicals/fuel and chemical waste/waste oil on-site.

8 CONCLUSIONS AND RECOMMENDATIONS

Conclusions

- 8.1 This is the 14th Monthly EM&A Report which presents the EM&A works undertaken in Kai Tak East Area during the reporting month from 1st November 2021 – 30th November 2021 in accordance with the EM&A Manual and the requirements under the EP.

Air Quality Monitoring

- 8.2 No Action/Limit Level exceedance was recorded for all 1-hour and 24-hour TSP monitoring in the reporting month.

Landscape and visual

- 8.3 No non-compliance was recorded in the reporting month.

Site Audit

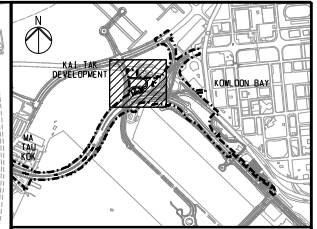
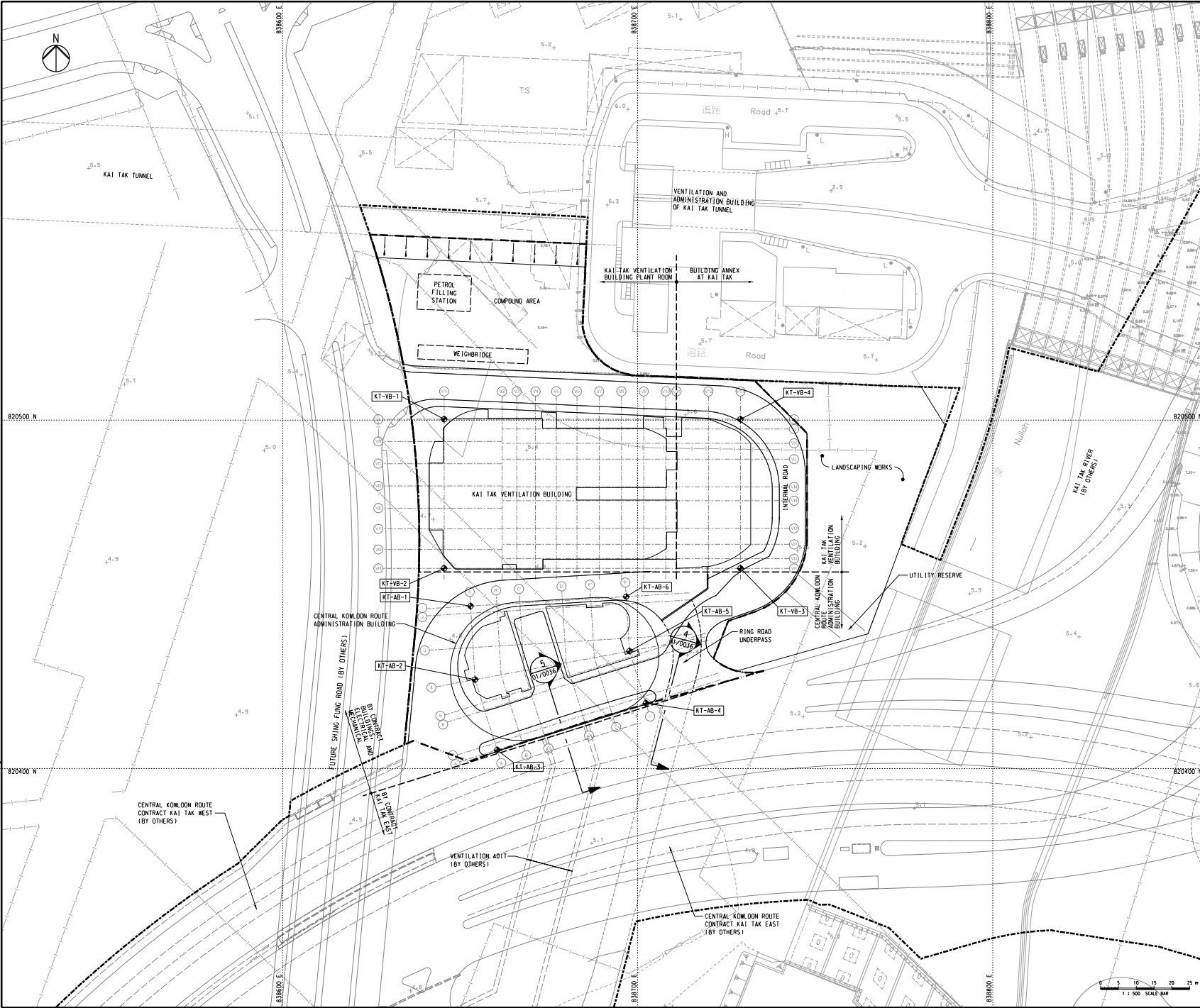
- 8.4 5 ET joint weekly environmental site inspections were conducted in the reporting month. Joint weekly site inspections with the representative of ET, Engineer Representative and the Contractor were conducted on 2, 9, 16, 23 & 30 November 2021, whereas joint site inspection with the representative of IEC was conducted on 16 November 2021. All environmental deficiencies observed during site inspections were rectified by the Contractor.

Complaint, Notification of Summons and Successful Prosecution

- 8.5 No environmental complaints, notifications of summons and successful prosecutions were received in the reporting month.

FIGURES

Printed by : 10/2/2019
 Filename : J:\217722\ARUP\Civil\CR-BEM_01_0033.dgn



KEY PLAN

NOTES
 1. FOR NOTES AND LEGEND, REFER TO DRAWING NO. CR/BEM/01/0011.

LEGEND
 - - - - - BOUNDARIES OF THE SITE
 - - - - - BUILDING SITE BOUNDARY

SETTING OUT TABLE OF BUILDING GRID LINES

SETTING OUT POINT	CO-ORDINATES	
	EASTING	NORTHING
KT-VB-1	838645.490	820500.230
KT-VB-2	838645.490	820458.230
KT-VB-3	838728.940	820458.230
KT-VB-4	838728.940	820500.230
KT-AB-1	838652.940	820447.607
KT-AB-2	838654.192	820426.883
KT-AB-3	838660.424	820407.065
KT-AB-4	838702.302	820420.233
KT-AB-5	838697.487	820434.911
KT-AB-6	838696.760	820450.255

Rev. No.	Issue For Tender	By	Date
00	ISSUE FOR TENDER	LFM	09/19

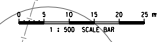
ARUP MOTT MACDONALD
 Arup-Mott MacDonald Joint Venture

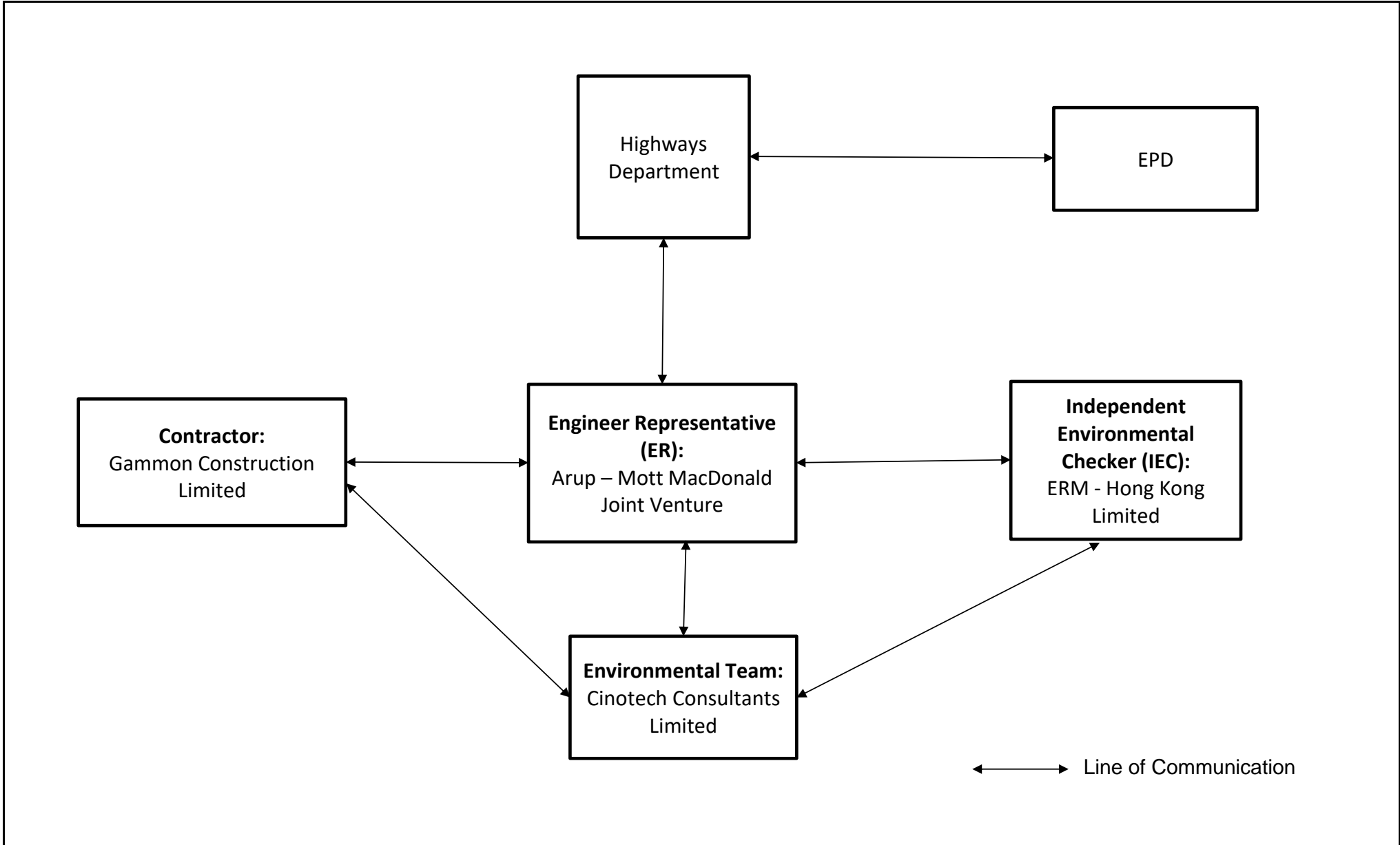
Project title
 Contract No. HY/2019/13
 Central Kowloon Route - Buildings, Electrical and Mechanical

Drawing title
**GENERAL LAYOUT PLAN
 KAI TAK VENTILATION BUILDING
 AND CENTRAL KOWLOON ROUTE
 ADMINISTRATION BUILDING**

Drawing no. 1.1	Rev. 00
Drawn By: RY	Checked By: KJC
Scale: 1:500 @ A1	Status: TENDER

路政署 HIGHWAYS DEPARTMENT
 主要工程管理局 MAJOR WORKS PROJECT MANAGEMENT OFFICE



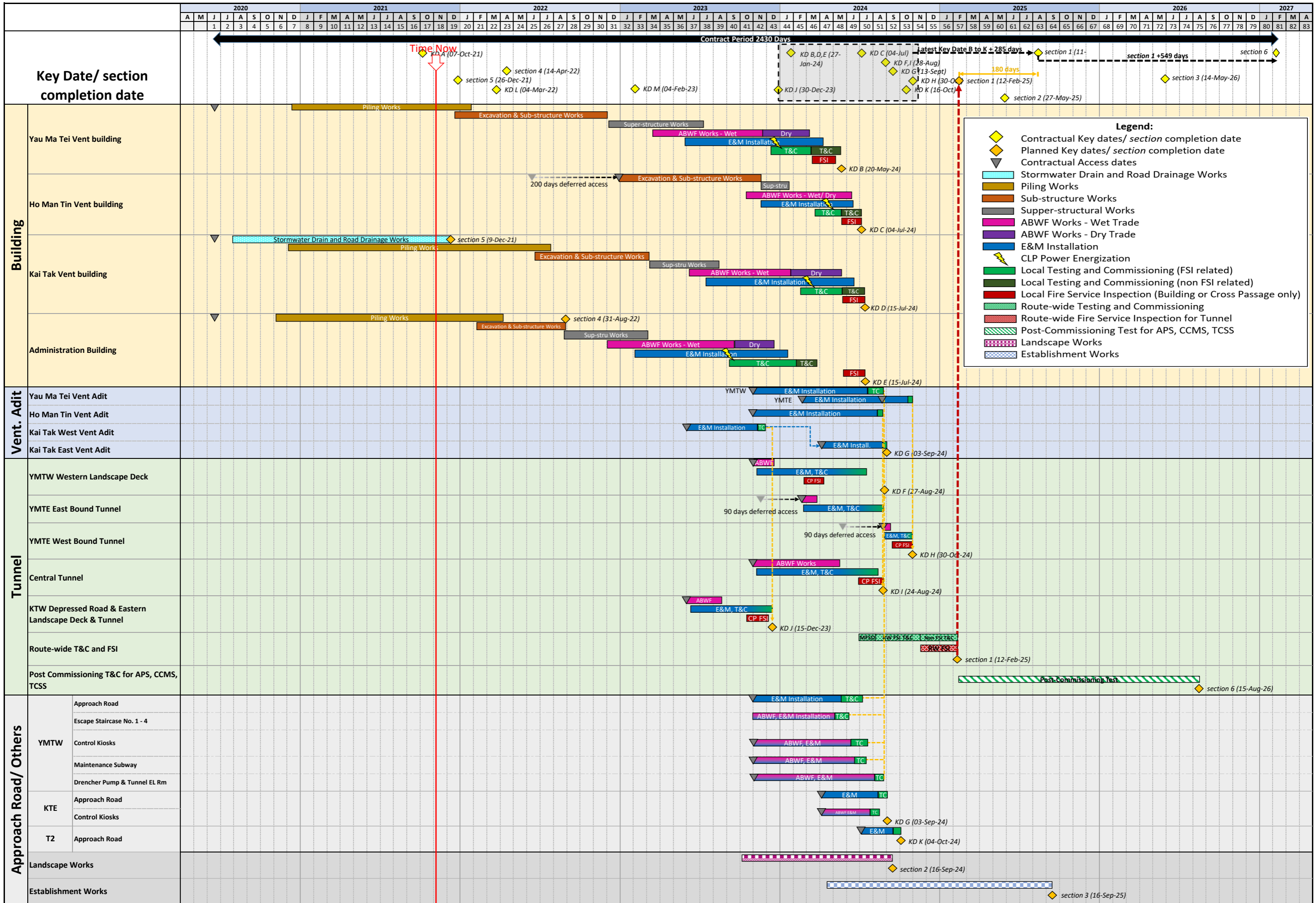


Contract No. HY/2019/13
 Central Kowloon Route – Buildings, Electrical and Mechanical Works
Project Organisation For Environmental Monitoring and Audit

SCALE	N.T.S.	DATE	Nov 2020
CHECK	BC	DRAWN	EH
JOB NO.	MA20024	FIGURE NO.	1.2

APPENDIX A
CONSTRUCTION PROGRAMME

Contract No. HY/2019/13
 Central Kowloon Route – Buildings, Electrical and Mechanical Works
 Summary Programme



**APPENDIX B
SUMMARY OF WASTE GENERATION
AND DISPOSAL RECORDS**

Monthly Summary Waste Flow Table

Name of Department: HyD

Contract No.: HY/2019/13

Central Kowloon Route - Buildings, Electrical and Mechanical Works

Kai Tak Site Area

Monthly Summary Waste Flow Table for 2021 (year)

Month	Actual Quantities of Inert C&D Materials Generated Monthly						Actual Quantities of C&D Waste Generated Monthly					
	Total Quantity Generated (in '000m3)	Hard Rock and Large Broken Concrete (see Note 5) (in '000m3)	Reused in the Contract (see Note 5) (in '000m3)	Reused in other Projects (see Note 5) (in '000m3)	Disposed as Public Fill (see Note 5) (in '000m3)	Imported Fill (see Note 5) (in '000m3)	Metals (in '000kg)	Paper / cardboard packaging (in '000kg)	Plastics (see Note 3) (in '000kg)	Chemical Waste (see Note 5) (in '000kg)	Marine Sediment (see Note 7) (in '000m3)	Others, e.g. general refuse (see Note 5) (in '000m3)
Jan	0.698	0	0	0	0.698	0	0	0	0	0	0	0.009
Feb	0.412	0	0	0	0.412	0	0	0	0	0	0	0.014
Mar	0.790	0	0	0	0.790	0	0	0	0	0	0	0.021
Apr	0.994	0	0	0	0.994	0	0	0	0	0	0	0.008
May	1.075	0	0	0	1.075	0	0	0	0	0	0	0.007
Jun	1.580	0	0	0	1.580	0	0	0	0	0	0	0.007
Sub-Total	5.550	0	0	0	5.550	0	0	0	0	0	0	0.065
Jul	1.548	0	0	0	1.548	0	0	0	0	0	0	0.023
Aug	1.439	0	0	0	1.439	0	0	0	0	0	0	0.009
Sep	2.548	0	0	0	2.548	0	0	0	0	0	0	0.020
Oct	0.103	0	0	0	0.103	0	0	0	0	0	0	0.030
Nov	0.180	0	0	0	0.180	0	0	0	0	0	0	0.043
Dec												
Total (2021)	11.368	0	0	0	11.368	0	0	0	0	0	0	0.190
Total (whole)	18.160	0	0	0	18.160	0	0	0	0	0	0	0.250

Note:

- (1) The performance targets are given in PS Clause 25.24
- (2) The waste flow table shall also include C&D materials that are specified in the Contract to be imported for use at the Sites.
- (3) Plastics refer to plastic bottles/containers, plastic sheets/foam from packaging materials, and water barriers
- (4) The summary table shall be submitted to the Project Manager monthly together with the Waste Flow Table for review and monitoring in accordance with the PS Clause 25.24
- (5) Density values and Bulk Factors adopted:

Hard Rock and Large Broken Concrete:	2.4 T/m3 (in-situ)	Bulk Factor:	1.25
Soil / Fill:	2.0 T/m3 (in-situ)	Bulk Factor:	1.1
Marine Sediment:	1.7 T/m3 (in-situ)	Bulk Factor:	1.3
General Refuse:	400 kg/m3		
Chemical Waste (mainly used lubricant):	900 kg/m3		
Tree Trunk / Tree Stump:	850 kg/m3 (in-situ)	Bulk Factor:	1.1
- (6) The reported and forecast volume figures are in "bulk" volume, with Bulk Factor applied as per Note (5)
- (7) This figure refers to marine sediment disposed via dumping at sea. Treated Sediment for Reuse on-site will be categorized into "Reused in the Contract"

**APPENDIX C
ENVIRONMENTAL MITIGATION
IMPLEMENTATION SCHEDULE (EMIS)**

EIA Ref.	EM&A Ref.	Recommended Mitigation Measures	Objectives of the Recommended Measures & Main Concern to Address	Implementation Agent	Location / Timing	Implementation Stage	Requirements and/ or standards to be achieved	Implementation Status
Construction Dust Impact								
S4.3.10	D1	The contractor shall follow the procedures and requirements given in the Air Pollution Control (Construction Dust) Regulation	Minimize dust impact at the nearby sensitive receivers	Contractor	All construction sites	Construction stage	- APCO - To control the dust impact to meet HKAQO and TM-EIA criteria	^
S4.3.10	D2	Mitigation measures in form of regular watering under a good site practice should be adopted. Watering once per hour on exposed worksites and haul road should be conducted to achieve dust removal efficiencies of 91.7%. While the above watering frequencies are to be followed, the extent of watering may vary depending on actual site conditions but should be sufficient to maintain an equivalent intensity of no less than 1.3 L/m ² to achieve the dust removal efficiency.	Minimize dust impact at the nearby sensitive receivers	Contractor	All construction sites	Construction stage	- APCO - To control the dust impact to meet HKAQO and TM-EIA criteria	*
S4.3.10	D3	Proper watering at exposed spoil should be undertaken throughout the construction phase.	Minimize dust impact at the nearby sensitive receivers	Contractor	All construction sites	Construction stage	- APCO - To control the dust impact to meet HKAQO and TM-EIA criteria	^
		Any excavated or stockpile of dusty material should be covered entirely by impervious sheeting or sprayed with water to maintain the entire surface wet and then removed or backfilled or reinstated where practicable within 24 hours of the excavation or unloading.						^
		Any dusty materials remaining after a stockpile is removed should be wetted with water and cleared from the surface of roads.						^
		A stockpile of dusty material should not be extended beyond the pedestrian barriers, fencing or traffic cones.						^
		The load of dusty materials on a vehicle leaving a construction site should be covered entirely by impervious sheeting to ensure that the dusty materials do not leak from the vehicle.						^
		Where practicable, vehicle washing facilities with high pressure water jet should be provided at every discernible or designated vehicle exit point. The area where vehicle washing takes place and the road section between the washing facilities and the exit point should be paved with concrete, bituminous materials or hardcores.						^

EIA Ref.	EM&A Ref.	Recommended Mitigation Measures	Objectives of the Recommended Measures & Main Concern to Address	Implementation Agent	Location / Timing	Implementation Stage	Requirements and/ or standards to be achieved	Implementation Status
		When there are open excavation and reinstatement works, hoarding of not less than 2.4m high should be provided and properly maintained as far as practicable along the site boundary with provision for public crossing. Good site practice shall also be adopted by the Contractor to ensure the conditions of the hoardings are properly maintained throughout the construction period.						^
		The portion of any road leading only to construction site that is within 30m of a vehicle entrance or exit should be kept clear of dusty materials.						^
		Surfaces where any pneumatic or power-driven drilling, cutting, polishing or other mechanical breaking operation takes place should be sprayed with water or a dust suppression chemical continuously.						^
		Any area that involves demolition activities should be sprayed with water or a dust suppression chemical immediately prior to, during and immediately after the activities so as to maintain the entire surface wet						^
		Where a scaffolding is erected around the perimeter of a building under construction, effective dust screens, sheeting or netting should be provided to enclose the scaffolding from the ground floor level of the building, or a canopy should be provided from the first floor level up to the highest level of the scaffolding.						N/A
		Any skip hoist for material transport should be totally enclosed by impervious sheeting.						^
		Every stock of more than 20 bags of cement or dry-pulverised fuel ash (PFA) should be covered entirely by impervious sheeting or placed in an area sheltered on the top and the 3 sides						^
		Cement or dry PFA delivered in bulk should be stored in a closed silo fitted with an audible high level alarm which is interlocked with the material filling line and no overfilling is allowed.						N/A
		Loading, unloading, transfer, handling or storage of bulk cement or dry PFA should be carried out in a totally enclosed system or facility, and any vent or exhaust should be fitted with an effective fabric filter or equivalent air pollution control system.						N/A

EIA Ref.	EM&A Ref.	Recommended Mitigation Measures	Objectives of the Recommended Measures & Main Concern to Address	Implementation Agent	Location / Timing	Implementation Stage	Requirements and/ or standards to be achieved	Implementation Status
		Exposed earth should be properly treated by compaction, turfing, hydroseeding, vegetation planting or sealing with latex, vinyl, bitumen, shotcrete or other suitable surface stabilizer within six months after the last construction activity on the construction site or part of the construction site where the exposed earth lies.						N/A
S4.3.10	D6	Implement regular dust monitoring under EM&A programme during the construction stage.	Monitoring of dust impact	Contractor	Selected rep. dust monitoring station	Construction stage	- TM-EIA	^
Construction Noise (Airborne)								
S5.4.1	N1	Only well-maintained plant should be operated on-site and plant should be serviced regularly during the construction programme.	Control construction airborne noise	Contractor	All construction sites	Construction stage	- Annex 5, TM-EIAO	^
		Machines and plant (such as trucks, cranes) that may be in intermittent use should be shut down between work periods or should be throttled down to a minimum.						^
		Plant known to emit noise strongly in one direction, where possible, be orientated so that the noise is directed away from nearby NSRs.						^
		Silencers or mufflers on construction equipment should be properly fitted and maintained during the construction works.						^
		Mobile plant should be sited as far away from NSRs as possible and practicable.						^
		Material stockpiles, mobile container site office and other structures should be effectively utilized, where practicable, to screen noise from on-site construction activities.						N/A
S5.4.1	N2	Install temporary hoarding located on the site boundaries between noisy construction activities and NSRs. The conditions of hoardings shall be properly maintained throughout the construction period.	Reduce the construction noise levels at low-level zone of NSRs through partial screening	Contractor	All construction sites	Construction stage	- Annex 5, TM-EIAO	^

EIA Ref.	EM&A Ref.	Recommended Mitigation Measures	Objectives of the Recommended Measures & Main Concern to Address	Implementation Agent	Location / Timing	Implementation Stage	Requirements and/ or standards to be achieved	Implementation Status
S5.4.1	N3	Install movable noise barriers (typical design is wooden framed barrier with a small-cantilevered on a skid footing with 25mm thick internal sound absorptive lining), acoustic mat or full enclosure, screen the noisy plants including air compressors, generators and handheld breakers, etc.	Screen the noisy plant items to be used at all construction sites	Contractor	All construction sites where practicable	Construction stage	- Annex 5, TM-EIAO	N/A
S5.4.1	N4	Use 'Quiet plants'	Reduce the noise levels of plant items	Contractor	All construction sites where practicable	Construction stage	- Annex 5, TM-EIAO	^
S5.4.1	N5	Loading/ unloading activities should be carried out inside the full enclosure of mucking out points.	Reduce the noise levels of loading/ unloading activities	Contractor	Mucking out locations	Construction stage	- Annex 5, TM-EIAO	^
S5.4.1	N6	Sequencing operation of construction plants where practicable.	Operate sequentially within the same work site to reduce the construction airborne noise	Contractor	All construction sites where practicable	Construction stage	- Annex 5, TM-EIAO	^
S5.4.1	N7	Implement a noise monitoring programme under EM&A programme.	Monitor the construction noise levels at the selected representative locations	Contractor	Selected rep. noise monitoring station	Construction stage	- TM-EIAO	N/A
Water Quality (Construction Phase)								
S6.9.1.1	W1	<u>Construction Runoff</u> At the start of site establishment, perimeter cut-off drains to direct off-site water around the site should be constructed with internal drainage works and erosion and sedimentation control facilities implemented. Channels (both temporary and permanent drainage pipes and culverts), earth bunds or sand bag barriers should be provided on site to direct stormwater to silt removal facilities. The design of the temporary on-site drainage system will be undertaken by the contractor prior to the commencement of construction.	To minimize water quality impact from the construction site runoff and general construction activities	Contractor	All construction sites where practicable	Construction stage	- Water Pollution Control Ordinance - ProPECC PN 1/94 - TM-EIAO - TM-DSS	*

EIA Ref.	EM&A Ref.	Recommended Mitigation Measures	Objectives of the Recommended Measures & Main Concern to Address	Implementation Agent	Location / Timing	Implementation Stage	Requirements and/ or standards to be achieved	Implementation Status
		The dikes or embankments for flood protection should be implemented around the boundaries of earthwork areas. Temporary ditches should be provided to facilitate the runoff discharge into an appropriate watercourse, through a silt/ sediment trap. The sediment/ silt traps should be incorporated in the permanent drainage channels to enhance deposition rates.						^
		The design of efficient silt removal facilities should be based on the guidelines in Appendix A1 of ProPECC PN 1/94, which states that the retention time for silt/ sand traps should be 5 minutes under maximum flow conditions. Sizes may vary depending upon the flow rate, but for a flow rate of 0.1 m ³ /s a sedimentation basin of 30 m ³ would be required and for a flow rate of 0.5 m ³ /s the basin would be 150 m ³ . The detailed design of the sand/ silt traps shall be undertaken by the contractor prior to the commencement of construction.						^
		All exposed earth areas should be completed and vegetated as soon as possible after earthworks have been completed, or alternatively, within 14 days of the cessation of earthworks where practicable. Exposed slope surfaces should be covered by tarpaulin or other means.						N/A
		The overall slope of the site should be kept to a minimum to reduce the erosive potential of surface water flows, and all traffic areas and access roads protected by coarse stone ballast. An additional advantage accruing from the use of crushed stone is the positive traction gained during prolonged periods of inclement weather and the reduction of surface sheet flows.						N/A
		All drainage facilities and erosion and sediment control structures should be regularly inspected and maintained to ensure proper and efficient operation at all times and particularly following rainstorms. Deposited silt and grit should be removed regularly and disposed of by spreading evenly over stable, vegetated areas.						^
		Measures should be taken to minimize the ingress of site drainage into excavations. If the excavation of trenches in wet periods is necessary, they should be dug and backfilled in short sections wherever practicable. Water pumped out from trenches or foundation excavations should be discharged into storm drains via silt removal facilities.						^

EIA Ref.	EM&A Ref.	Recommended Mitigation Measures	Objectives of the Recommended Measures & Main Concern to Address	Implementation Agent	Location / Timing	Implementation Stage	Requirements and/ or standards to be achieved	Implementation Status
		<p>Open stockpiles of construction materials (for example, aggregates, sand and fill material) of more than 50m³ should be covered with tarpaulin or similar fabric during rainstorms. Measures should be taken to prevent the washing away of construction materials, soil, silt or debris into any drainage system.</p>						^
		<p>Manholes should always be adequately covered and temporarily sealed so as to prevent silt, construction materials or debris being washed into the drainage system and storm runoff being directed into foul sewers.</p>						^
		<p>Precautions be taken at any time of year when rainstorms are likely, actions to be taken when a rainstorm is imminent or forecasted, and actions to be taken during or after rainstorms are summarized in Appendix A2 of ProPECC PN 1/94. Particular attention should be paid to the control of silty surface runoff during storm events, especially for areas located near steep slopes.</p>						^
		<p>All vehicles and plant should be cleaned before leaving a construction site to ensure no earth, mud, debris and the like is deposited by them on roads. An adequately designed and site wheel washing facilities should be provided at every construction site exit where practicable. Wash-water should have sand and silt settled out and removed at least on a weekly basis to ensure the continued efficiency of the process. The section of access road leading to, and exiting from, the wheel wash bay to the public road should be paved with sufficient backfall toward the wheel wash bay to prevent vehicle tracking of soil and silty water to public roads and drains.</p>						^
		<p>Oil interceptors should be provided in the drainage system downstream of any oil/ fuel pollution sources. The oil interceptors should be emptied and cleaned regularly to prevent the release of oil and grease into the storm water drainage system after accidental spillage. A bypass should be provided for the oil interceptors to prevent flushing during heavy rain.</p>						^
		<p>Construction solid waste, debris and rubbish on site should be collected, handled and disposed of properly to avoid water quality impacts.</p>						^

EIA Ref.	EM&A Ref.	Recommended Mitigation Measures	Objectives of the Recommended Measures & Main Concern to Address	Implementation Agent	Location / Timing	Implementation Stage	Requirements and/ or standards to be achieved	Implementation Status
		All fuel tanks and storage areas should be provided with locks and sited on sealed areas, within bunds of a capacity equal to 110% of the storage capacity of the largest tank to prevent spilled fuel oils from reaching water sensitive receivers nearby. Adopt best management practices. All earth works should be conducted sequentially to limit the amount of construction runoff generated from exposed areas during the wet season (April to September) as far as practicable.						^ ^ ^
S6.9.1.2	W2	<u>Tunneling Works and Underground Works</u> Cut-&-cover tunneling work should be conducted sequentially to limit the amount of construction runoff generated from exposed areas during the wet season (April to September) as far as practicable. Uncontaminated discharge should pass through sedimentation tanks prior to off-site discharge. The wastewater with a high concentration of SS should be treated (e.g. by sedimentation tanks with sufficient retention time) before discharge. Oil interceptors would also be required to remove the oil, lubricants and grease from the wastewater. Direct discharge of the bentonite slurry (as a result of D-wall) is not allowed. It should be reconditioned and reused wherever practicable. Temporary storage locations (typically a properly closed warehouse) should be provided on site for any unused bentonite that needs to be transported away after all the related construction activities area completed. The requirements in ProPECC PN 1/94 should be adhered to in the handling and disposal of bentonite slurries.	To minimize construction water quality impact from tunneling works	Contractor	All tunneling portion	Construction stage	- Water Pollution Control Ordinance - ProPECC PN 1/94 - TM-EIAO - TM-DSS	N/A N/A N/A N/A
S6.9.1.3	W3	<u>Sewage Effluent</u> Portable chemical toilets and sewage holding tanks are recommended for handling the construction sewage generated by the workforce. A licensed contractor should be employed to provide appropriate and adequate portable toilets and be responsible for appropriate disposal and maintenance.	To minimize water quality from sewage effluent	Contractor	All construction sites where practicable	Construction stage	- Water Pollution Control Ordinance - TM-DSS	^

EIA Ref.	EM&A Ref.	Recommended Mitigation Measures	Objectives of the Recommended Measures & Main Concern to Address	Implementation Agent	Location / Timing	Implementation Stage	Requirements and/ or standards to be achieved	Implementation Status
S6.9.1.5	W4	<p><u>Groundwater from Potential Contaminated Area:</u> No direct discharge of groundwater from contaminated areas should be adopted.</p>	To minimize groundwater quality impact from contaminated area	Contractor	Excavation areas where contamination is found	Construction stage	- Water Pollution Control Ordinance - TM-EIAO - TM-DSS	^
		<p>A discharge license under the WPCO through the Regional Office of EPD for groundwater discharge should be applied. Prior to the excavation works within these potentially contaminated areas, the groundwater quality should be reviewed during the process of discharge license application. The compliance to the Technical Memorandum on Standards for Effluents Discharged into Drainage on Sewerage Systems, Inland and Coastal Waters (TM-DSS) and the existence of prohibited substance should be confirmed. If the review results indicated that the groundwater to be generated from the excavation works would be contaminated, the contaminated groundwater should be either properly treated in compliance with the requirements of the TM-DSS or properly recharged into the ground.</p>						^
		<p>If wastewater treatment is deployed, the wastewater treatment unit shall deploy suitable treatment process (e.g. oil interceptor / activated carbon) to reduce the pollution level to an acceptable standard and remove any prohibited substances (e.g. TPH) to undetectable range. All treated effluent from wastewater treatment plant shall meet the requirements as stated in TM-DSS and should be discharged into the foul sewers.</p>						^
<p>If groundwater recharging wells are deployed, recharging wells should be installed as appropriate for recharging the contaminated groundwater back into the ground. The recharging wells should be selected at places where the groundwater quality will not be affected by the recharge operation as indicated in the Section 2.3 of TM-DSS. The baseline groundwater quality shall be determined prior to the selection of the recharge wells, and submit a working plan (including the laboratory analytical results showing the quality of groundwater at the proposed recharge location(s) as well as the pollutant levels of groundwater to be recharged) to EPD for agreement. Pollution levels of groundwater to be recharged shall not be higher than pollutant levels of ambient groundwater at the recharge well. Prior to recharge, any prohibited substances such as TPH products should be removed as necessary by installing the petrol interceptor.</p>	N/A							

EIA Ref.	EM&A Ref.	Recommended Mitigation Measures	Objectives of the Recommended Measures & Main Concern to Address	Implementation Agent	Location / Timing	Implementation Stage	Requirements and/ or standards to be achieved	Implementation Status
S6.9.1.6	W6	<u>Accidental Spillage</u> All the tanks, containers, storage area should be banded and the locations should be locked as far as possible from the sensitive watercourse and stormwater drains.	To minimize water quality impact from accidental spillage	Contractor	All construction site where practicable	Construction stage	- Water Pollution Control Ordinance - ProPECC PN 1/94 - TM-EIAO - TM-DSS	^
		The Contractor should register as a chemical waste producer if chemical wastes would be generated. Storage of chemical waste arising from the construction activities should be stored with suitable labels and warnings.						^
		Disposal of chemical wastes should be conducted in compliance with the requirements as stated in the Waste Disposal (Chemical Waste) (General) Regulation.						*
Waste Management (Construction Waste)								
S7.4.1	WM1	<u>On-site sorting of C&D material</u> Geological assessment should be carried out by competent persons on site during excavation to identify materials which are not suitable to use as aggregate in structural concrete (e.g. volcanic rock, Aplite dyke rock, etc.). Volcanic rock and Aplite dyke rock should be separated at the source sites as far as practicable and stored at designated stockpile area preventing them from delivering to crushing facilities. The crushing plant operator should also be reminded to set up measures to prevent unsuitable rock from ending up at concrete batching plants and be turned into concrete for structural use. Details regarding control measures at source site and crushing facilities should be submitted by the Contractor for the Engineer to review and agree. In addition, site records should also be kept for the types of rock materials excavated and the traceability of delivery will be ensured with the implementation of Trip Ticket System and enforced by site supervisory staff as stipulated under DEVB TC(W) No. 6/2010 for tracking of the correct delivery to the rock crushing facilities for processing into aggregates. Alternative disposal option for the reuse of volcanic rock and Aplite Dyke rock, etc. should be explored.	Separation of unsuitable rock from ending up at concrete batching plants and be turned into concrete for structural use	Contractor	All construction sites	Construction stage	· DEVB (W) No. 6/2010	^

EIA Ref.	EM&A Ref.	Recommended Mitigation Measures	Objectives of the Recommended Measures & Main Concern to Address	Implementation Agent	Location / Timing	Implementation Stage	Requirements and/ or standards to be achieved	Implementation Status
S7.5.1	WM2	<u>Construction and Demolition Material</u> Maintain temporary stockpiles and reuse excavated fill material for backfilling and reinstatement.	Good site practice to minimize the waste generation and recycle the C&D materials as far as practicable so as to reduce the amount for final disposal	Contractor	All construction sites	Construction stage	· Land (Miscellaneous Provisions) Ordinance · Waste Disposal Ordinance · ETWB TCW No. 19/2005	^
		Carry out on-site sorting.						^
		Make provisions in the Contract documents to allow and promote the use of recycled aggregates where appropriate						^
		Adopt 'selective demolition' technique to demolish the existing structures and facilities with a view to recovering broken concrete effectively for recycling purpose, where possible.						N/A
		Implement a trip-ticket system for each works contract to ensure that the disposal of C&D materials are properly documented and verified.						^
		Implement an enhanced Waste Management Plan similar to ETWBTC (Works) No. 19/2005 – “Environmental Management on Construction Sites” to encourage on-site sorting of C&D materials and to minimize their generation during the course of construction.						^
S7.5.1	WM3	<u>C&D Waste</u> Standard formwork or pre-fabrication should be used as far as practicable in order to minimize the arising of C&D materials. The use of more durable formwork or plastic facing for the construction works should be considered. Use of wooden hoardings should not be used, as in other projects. Metal hoarding should be used to enhance the possibility of recycling. The purchasing of construction materials will be carefully planned in order to avoid over ordering and wastage.	Good site practice to minimize the waste generation and recycle the C&D materials as far as practicable so as to reduce the amount for final disposal	Contractor	All construction sites	Construction stage	· Land (Miscellaneous Provisions) Ordinance · Waste Disposal Ordinance · ETWB TCW No. 19/2005	^
		The Contractor should recycle as much of the C&D materials as possible on-site. Public fill and C&D waste should be segregated and stored in different containers or skips to enhance reuse or recycling of materials and their proper disposal. Where practicable, concrete and masonry can be crushed and used as fill. Steel reinforcement bar can be used by scrap steel mills. Different areas of the sites should be considered for such segregation and storage.						N/A

EIA Ref.	EM&A Ref.	Recommended Mitigation Measures	Objectives of the Recommended Measures & Main Concern to Address	Implementation Agent	Location / Timing	Implementation Stage	Requirements and/ or standards to be achieved	Implementation Status
S7.5.1	WM4	Excavated Contaminated Soils Details of the mitigation measures on handling of the contaminated soil shall be referred to Section on Land Contamination below.	The contaminated soil will be excavated for on-site reuse	Contractor	PBH4	Prior to commencement of construction works within the contaminated area	· Practice Guide (PG) for Investigation and Remediation of Contaminated Land · GN/GM for land contamination	^
S7.5.1	WM5	<u>Land-based and Marine-based Sediment</u> All construction plant and equipment shall be designed and maintained to minimize the risk of silt, sediments, contaminants or other pollutants being released into the water column or deposited in the locations other than designated location.	To control pollution due to marine sediment	Contractor	Along CKR alignment	Construction stage	· ETWB TCW No. 34/2002	^
		All vessels shall be sized such that adequate draft is maintained between vessels and the sea bed at all states of the tide to ensure that undue turbidity is not generated by turbulence from vessel movement or propeller wash.						N/A
		Before moving the vessels which are used for transporting dredged material, excess material shall be cleaned from the decks and exposed fittings of vessels and the excess materials shall never be dumped into the sea except at the approved locations.						N/A
		Adequate freeboard shall be maintained on barges to ensure that decks are not washed by wave action.						N/A
		The Contractors shall monitor all vessels transporting material to ensure that no dumping outside the approved location takes place. The Contractor shall keep and produce logs and other records to demonstrate compliance and that journeys are consistent with designated locations and copies of such records shall be submitted to the engineers.						N/A
		The Contractors shall comply with the conditions in the dumping licence.						^
		All bottom dumping vessels (Hopper barges) shall be fitted with tight fittings seals to their bottom openings to prevent leakage of material.						N/A
		The material shall be placed into the disposal pit by bottom dumping.						N/A

EIA Ref.	EM&A Ref.	Recommended Mitigation Measures	Objectives of the Recommended Measures & Main Concern to Address	Implementation Agent	Location / Timing	Implementation Stage	Requirements and/ or standards to be achieved	Implementation Status
		Contaminated marine mud shall be transported by spit barge of not less than 750m3 capacity and capable of rapid opening and discharge at the disposal site.						N/A
		Discharge shall be undertaken rapidly and the hoppers shall be closed immediately. Material adhering to the sides of the hopper shall not be washed out of the hopper and the hopper shall remain closed until the barge returns to the disposal site.						N/A
		For Type 3 special disposal treatment, sealing of contaminant with geosynthetic containment before dropping designated mud pit would be a possible arrangement. A geosynthetic containment method is a method whereby the sediments are sealed in geosynthetic containers and, the containers would be dropped into the designated contaminated mud pit where they would be covered by further mud disposal and later by the mud pit capping at the disposal site, thereby fulfilling the requirements for fully confined mud disposal.						N/A
S7.5.1	WM6	<p>Chemical Waste Chemical waste that is produced, as defined by Schedule 1 of the Waste Disposal (Chemical Waste) (General) Regulation, should be handled in accordance with the Code of Practice on the Packaging, Labelling and Storage of Chemical Wastes.</p> <p>Containers used for the storage of chemical wastes should be suitable for the substance they are holding, resistant to corrosion, maintained in a good condition, and securely closed, have a capacity of less than 450 L unless the specification has been approved by EPD, and display a label in English and Chinese in accordance with instructions prescribed in Schedule 2 of the regulation.</p> <p>The storage area for chemical wastes should be clearly labelled and used solely for the storage of chemical waste, enclosed on at least 3 sides, have an impermeable floor and bunding of sufficient capacity to accommodate 110% of the volume of the largest container or 20% of the total volume of waste stored in that area, whichever is the greatest, have adequate ventilation, covered to prevent rainfall entering, and arranged so that incompatible materials are adequately separated.</p>	Control the chemical waste and ensure proper storage, handling and disposal	Contractor	All construction sites	Construction stage	<ul style="list-style-type: none"> · Waste Disposal (Chemical Waste) (General) Regulation · Code of Practice on the Packaging, Labelling and Storage of Chemical Waste 	<p>^</p> <p>*</p> <p>^</p>

EIA Ref.	EM&A Ref.	Recommended Mitigation Measures	Objectives of the Recommended Measures & Main Concern to Address	Implementation Agent	Location / Timing	Implementation Stage	Requirements and/ or standards to be achieved	Implementation Status
		Disposal of chemical waste should be via a licensed waste collector, be to a facility licensed to receive chemical waste, such as the Chemical Waste Treatment Centre which also offers a chemical waste collection service and can supply the necessary storage containers, or be to a reuser of the waste, under approval from EPD.						*
S7.5.1	WM7	<u>General Refuse</u> General refuse generated on-site should be stored in enclosed bins or compaction units separately from construction and chemical wastes.	Minimize production of the general refuse and avoid odour, pest and litter impacts	Contractor	All construction sites	Construction stage	Waste Disposal Ordinance	^
		A reputable waste collector should be employed by the Contractor to remove general refuse from the site, separately from construction and chemical wastes, on a daily basis to minimize odour, pest and litter impacts. Burning of refuse on construction sites is prohibited by law.						^
		Aluminum cans are often recovered from the waste stream by individual collectors if they are segregated and made easily accessible. Separate labelled bins for their deposit should be provided if feasible.						^
		Office wastes can be reduced through the recycling of paper if volumes are large enough to warrant collection. Participation in a local collection scheme should be considered by the Contractor.						^
Land Contamination								
S8.9 & Appendix 8.4	LC2	<u>Excavation of the Contaminated Soil</u> Prior to commencement of the excavation works at the contamination zone, the zone should be clearly marked out on site and the surface levels recorded. Excavation of contaminated material should be undertaken using dedicated earth-moving plant.	The contaminated soil will be excavated for on-site reuse	Contractor	PBH4	Prior to commencement of construction works within the contaminated area	Practice Guide (PG) for Investigation and Remediation of Contaminated Land - Guidance Notes for Contaminated Land Assessment and Remediation Guidance Manual for Use of Risk-Based Remediation Goals (RBRGs) for Contaminated Land Management	N/A
		The excavated contaminated soils would be stockpiled at designated area on site and covered by sheet to prevent dispersion of contamination during stockpiling.						N/A
		The Contractor should pay attention to the selection of suitable groundwater lowering schemes and discharge points if the groundwater table is higher than the contaminated soils during excavation. The Contractor should also obtain a valid Water Pollution Control Ordinance (WPCO) discharge licence from EPD where applicable.						N/A

EIA Ref.	EM&A Ref.	Recommended Mitigation Measures	Objectives of the Recommended Measures & Main Concern to Address	Implementation Agent	Location / Timing	Implementation Stage	Requirements and/ or standards to be achieved	Implementation Status
Hazard to Life								
S9.18	H8	The driver and his assistant should be physically healthy, experienced and have good safe driving records. The driver should hold a proper driving licence for the approved transport truck. Dedicated training programme and regular road safety briefing sessions/ workshops should be provided to enhance their safe driving attitude and practice. Smoking should be strictly prohibited.	To reduce the risk during explosives transport	Contractor	Works areas at which explosives would be used	Construction stage	/	^
S9.18	H9	Emergency response plans in case of road accident should be prepared and implemented. The driver and his assistant should be familiar with the emergency procedures including evacuation, and proper communication/ fire-fighting equipment should be provided to the driver and his assistant.	To reduce the risk during explosives transport	Contractor	Works areas at which explosives would be used	Construction stage	/	^
Landscape and Visual								
S10.10.1 Table 10.11	LV3	<u>Good Site Management</u> Large temporary stockpiles of excavated material shall be covered with unobtrusive sheeting to prevent dust and dirt spreading to adjacent landscape areas and vegetation, and to create a neat and tidy visual appearance.	Minimize visual impact	Contractor	Within Project site	Construction Phase	/	^
		Construction plant and building material shall be orderly and carefully stored in order to create a neat and tidy visual appearance.						^
S10.10.1 Table 10.11	LV4	<u>Screen Hoarding</u> Decorative screen hoarding should be erected to screen the public from the construction area. It should be designed to be compatible with the existing urban context.	Minimize visual impact	Contractor	Within Project site	Construction Phase	/	^
S10.10.1 Table 10.11	LV5	<u>Lighting Control during Construction</u> All lighting in the construction site shall be carefully controlled to minimize light pollution and night-time glare to nearby residences and GIC. The Contractor shall consider other security measures, which shall minimize the visual impacts.	Minimize visual impact	Contractor	Within Project site	Construction Phase	/	^
S10.10.1 Table 10.11	LV6	<u>Erosion Control</u> The potential for soil erosion shall be reduced by minimizing the extent of vegetation disturbance on site and by providing a protective cover over newly exposed soil.	Minimize landscape impact	Contractor	Within Project site	Construction Phase	/	^

EIA Ref.	EM&A Ref.	Recommended Mitigation Measures	Objectives of the Recommended Measures & Main Concern to Address	Implementation Agent	Location / Timing	Implementation Stage	Requirements and/ or standards to be achieved	Implementation Status
S10.10.1 Table 10.11	LV7	<u>Tree Protection & Preservation</u> Carefully protected during construction. Tree protection measures will be detailed at the Tree Removal Application stage and plans submitted to the relevant Government Department for approval in due course in accordance with ETWB TC no. 3/2006.	Minimize landscape and visual impact	Contractor	Within Project site	Construction Phase	· 'Guidelines for Tree Risk Management and Assessment Arrangement on an Area Basis and on a Tree Basis', Greening, Landscape and Tree Management (GLTM) Section, DEVB · Latest recommended horticultural practices from GLTM Section,	N/A
S10.10.1 Table 10.11	LV8	<u>Tree Transplantation</u> For trees unavoidably affected by the Project that have to be removed, where practical transplantation will be chosen as the top priority method of removal. If this is not possible or practical compensatory planting will be provided for trees unavoidably felled (See LV10). For trees unavoidably affected by the Project works that are transplanted, transplantation must be carried out in accordance with ETWB TCW 2/2004 and 3/2006.	Minimize landscape and visual impact	Contractor	Within Project site and designated off-site locations	Prior to Construction Phase	· ETWB TCW 3/2006 · Latest recommended horticultural practices from Greening, Landscape and Tree Management (GLTM) Section, DEVB · ETWB TCW 2/2004	N/A
S10.10.1 Table 10.11	LV9	<u>Compensatory Planting</u> For trees unavoidably affected by the Project that have to be removed, where practical transportation will be chosen as the top priority method of removal but if this is not possible or practical compensatory planting will be provided for trees unavoidably felled. All felled trees shall be compensated for by planting trees to the satisfaction of relevant Government projects. Required numbers and locations of compensatory trees shall be determined and agreed separately with Government during the Tree Felling Application process under ETWBTC 3/2006.	Minimize visual impact and also enhance landscape	Contractor	Within Project site	Construction Phase	· ETWB TCW 3/2006 · Latest recommended horticultural practices from Greening, Landscape and Tree Management (GLTM) Section, DEVB · ETWB TCW 2/2004	N/A

EIA Ref.	EM&A Ref.	Recommended Mitigation Measures	Objectives of the Recommended Measures & Main Concern to Address	Implementation Agent	Location / Timing	Implementation Stage	Requirements and/ or standards to be achieved	Implementation Status
S10.10.1 Table 10.11	LV10	<u>Screen Planting</u> Tall screen/buffer trees, shrubs and climbers should be planted, in so far as is possible, to soften and screen proposed structures such as roads and central strip, vertical edges and buildings and to enhance streetscape greening effect where appropriate. Indiscriminate use of trees for screening must be avoided and the principle of 'right tree for the right place' must be followed. This detail will be provided at the Detailed Design stage. This measure may additionally form part of the compensatory planting and will improve and create a pleasant pedestrian environment.	Minimize visual impact and also enhance landscape	Contractor	Within Project site	Construction Phase	· Guidelines on Greening of Noise Barriers, issued April 2012, GLTMS, DevB · ETWB TCW 2/2004	N/A
S10.10.1 Table 10.11	LV11	<u>Green Roof</u> Roof greening will be established on ventilation and administration buildings to reduce exposure to untreated concrete surfaces and particularly mitigate visual impact to VSRs at high levels.	Minimize landscape and visual impact	Contractor	Within Project site	Construction Phase	/	N/A
S10.10.1 Table 10.11	LV12	<u>Reinstatement</u> All works areas, excavated areas and disturbed areas for tunnel construction and temporary road diversion or any other proposed works shall be reinstated to former conditions or better, with reasonable landscape treatment and to the satisfaction of the relevant Government departments. (Specific mitigation for disturbance to public open space is detailed separately under LV14)	Minimize landscape impact	Contractor	Within Project site	Construction Phase	/	N/A
S10.10.1 Table 10.11	LV13	<u>Reprovisioning of Public Open Space</u> All areas of public open space affected by the Project will be re-provisioned either at the same location following the completion of temporary works, or at a separate site, as agreed with relevant Government departments. Open space should be re-provisioned in an enhanced manner.	Minimize landscape impact	Contractor	Within Project site	Construction Phase	Open space should be re-provided in an enhanced manner.	N/A
Cultural Heritage Impact (Construction Phase)								
S11.4.4	CH1	The contractor should be alerted during the construction on the possibility of locating archaeological remains and as a precautionary measure, AMO shall be informed immediately in case of discovery of antiquities or supposed antiquities in the subject sites.	To preserve any cultural heritage items which may be removed and damaged by the excavation	Contractor	During construction works for cut and cover tunnels	During the Construction Phase	· AMOs requirements	N/A

EIA Ref.	EM&A Ref.	Recommended Mitigation Measures	Objectives of the Recommended Measures & Main Concern to Address	Implementation Agent	Location / Timing	Implementation Stage	Requirements and/ or standards to be achieved	Implementation Status
EM&A Project								
S13.2	EM1	An Independent Environmental Checker needs to be employed as per the EM&A Manual	Control EM&A Performance	Highways Department	All construction sites	Construction stage	· EIAO Guidance Note No. 4/2010 · TM-EIAO	^
S13.2-13.4	EM2	An Environmental Team needs to be employed as per the EM&A Manual.	Perform environmental monitoring & auditing	Highways Department/ Contractor	All construction sites	Construction stage	· EIAO Guidance Note No. 4/2010 · TM-EIAO	^
		Prepare a systematic Environmental Management Plan to ensure effective implementation of the mitigation measures;						^
		An environmental impact monitoring needs to be implemented by the Environmental Team to ensure all the requirements given in the EM&A Manual are fully complied with.						^

Remarks: EM&A Programme under EP-457/2013/D	
^	Compliance of mitigation measure;
N/A	Not applicable at this stage;
N/A(1)	Not observed;
*	Recommendation was made during site audit but improved/rectified by the contractor;
#	Recommendation was made during site audit but not yet improved/rectified by the contractor;
X	Non-compliance of mitigation measure;
●	Non-compliance but rectified by the contractor.

**APPENDIX D
SUMMARIES OF ENVIRONMENTAL
COMPLAINT, WARNING, SUMMON
AND NOTIFICATION OF SUCCESSFUL
PROSECUTION**

Contract No. HY/2019/13

Central Kowloon Route – Buildings, Electrical and Mechanical Works

Appendix D – Summary of Environmental Complaint, Warning, Summon and Notification of Successful Prosecution

Reporting Month: November 2021

Log Ref.	Location	Received Date	Details of Complaint/warning/summon and prosecution	Investigation/Mitigation Action	Status
N/A	N/A	N/A	N/A	N/A	N/A

Remarks: No environmental complaint/warning/summon and prosecution were received in the reporting period.